

MOTOR VEHICLE ENFORCEMENT PERFORMANCE MEASUREMENTS

4TH QUARTER 2018

This report contains statistical and operational data for MVE activities from the period of July 01, 2018 to September 30, 2018.

Executive Summary

TOTAL INSPECTIONS

The total number of inspections performed during a given period.

Previous Quarter	Current
Q3 FFY2018	Q4 FFY2018
11,907	12,164

TOTAL CITATIONS

The total number of citations performed during a given period.

Previous Quarter	Current
Q3 FFY2018	Q4 FFY2018
6,101	5,226

TOTAL WARNINGS

The total number of warnings performed during a given period.

Previous Quarter	Current
Q3 FFY2018	Q4 FFY2018
25,609	21,627

OUT OF SERVICE DRIVERS

The total number of drivers put out of service during a given period.

Previous Quarter	Current
Q3 FFY2018	Q4 FFY2018
873	800

OUT OF SERVICE VEHICLES

The total number of vehicles put out of service during a given period.

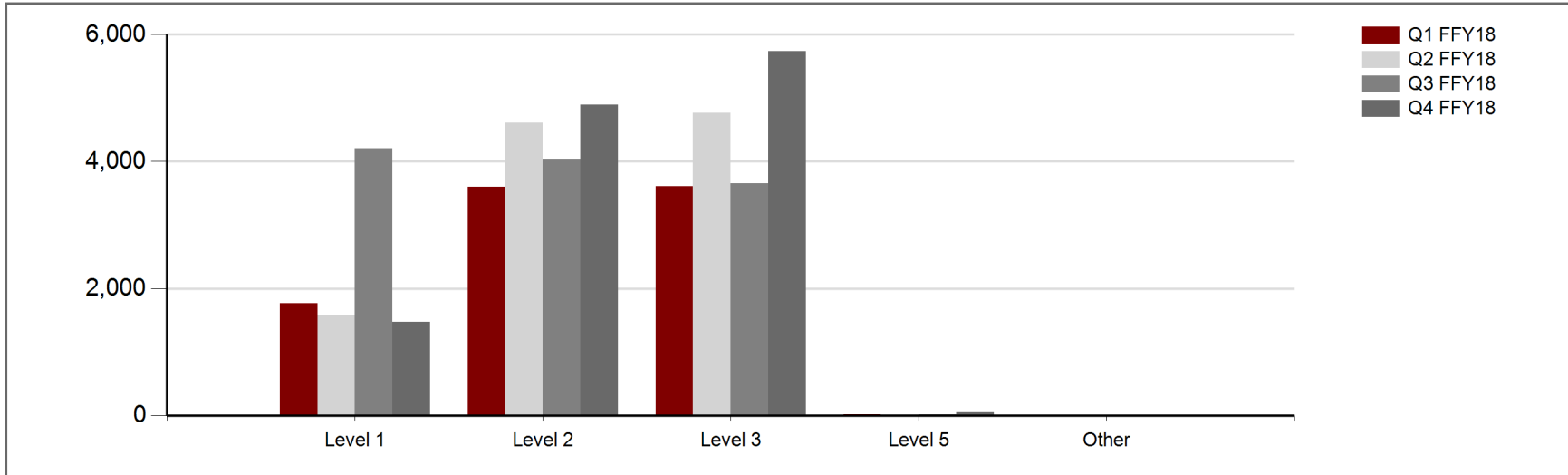
Previous Quarter	Current
Q3 FFY2018	Q4 FFY2018
2,167	1,748

TRUCKS WEIGHED

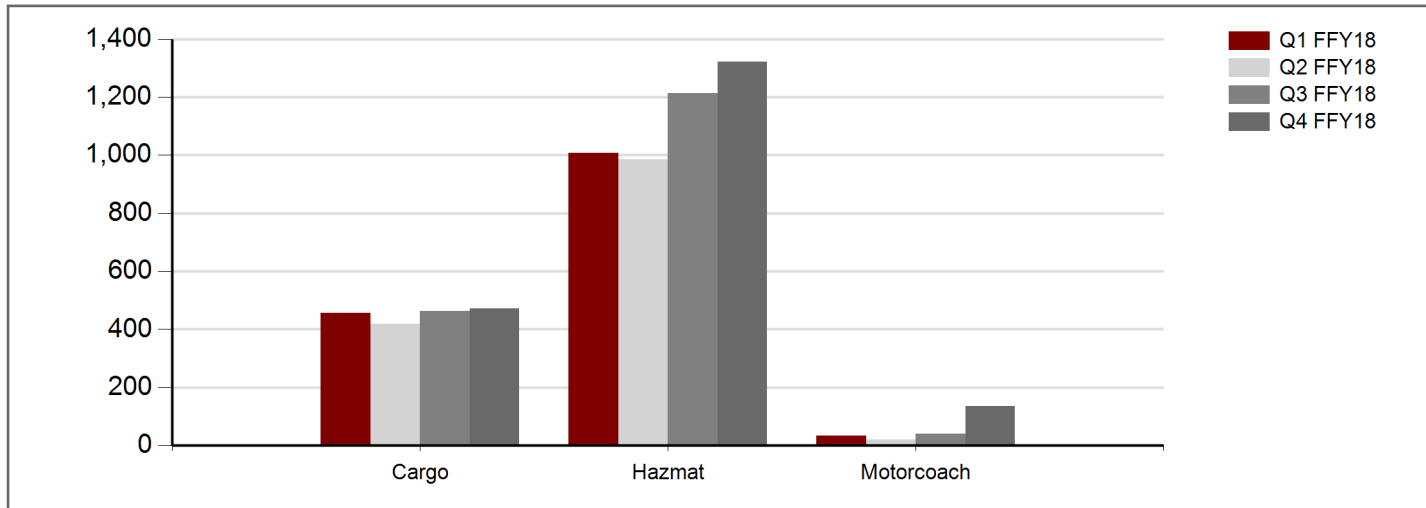
The total number of trucks weighed during a given period.

Previous Quarter	Current
Q3 FFY2018	Q4 FFY2018
238,367	224,489

INSPECTION TOTALS BY LEVEL										
Inspection Level	Total	%		Area 1	Area 2	Area 3	Area 4	Area 5	Area 6	Area 7
Level 1	1,473	12%		217	184	289	206	188	35	354
Level 2	4,893	40%		893	696	806	1,233	820	37	408
Level 3	5,736	47%		1,090	1,093	1,114	1,142	1,134	49	114
Level 5	60	0%		9	0	33	9	9	0	0
Total	12,162	100%		2,209	1,973	2,242	2,590	2,151	121	876

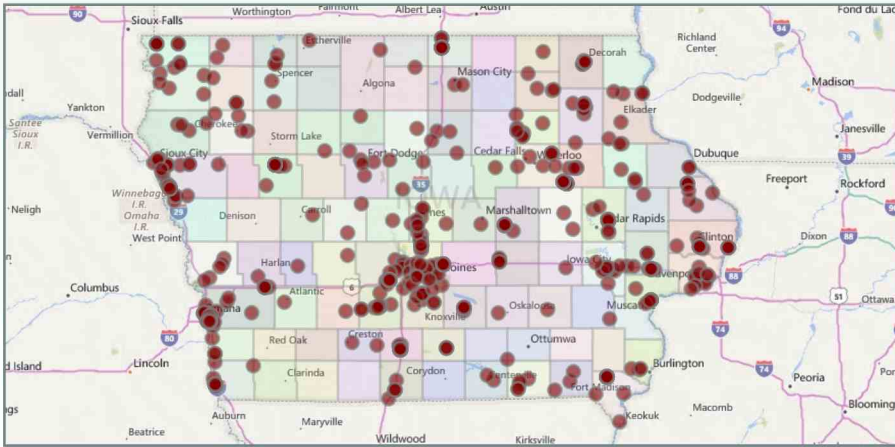


INSPECTION TOTALS BY LEVEL						
Inspection Level	Hazmat			Motorcoach	Performed By	
	Total	Cargo Tank			Area 7	Other Areas
Level 1	663	183		27	52%	48%
Level 2	658	288		12	45%	55%
Level 3	0	0		37	0%	0%
Level 5	0	0		60	0%	0%
Total	1,321	471		136		
% of Total (12,162)	11%	4%		1%		

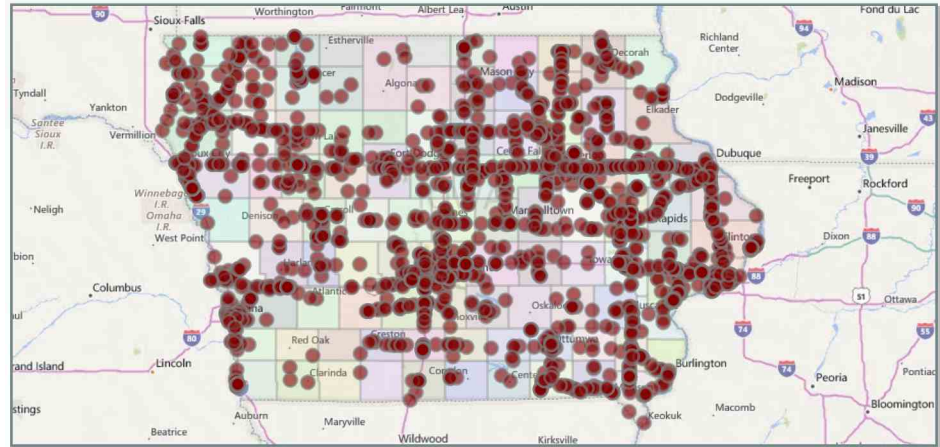


INSPECTION TOTALS BY TYPE

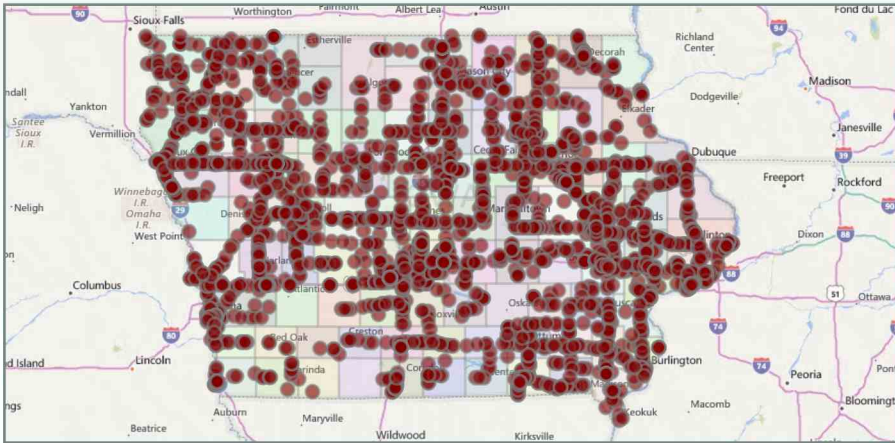
Level 1 - Full Inspection



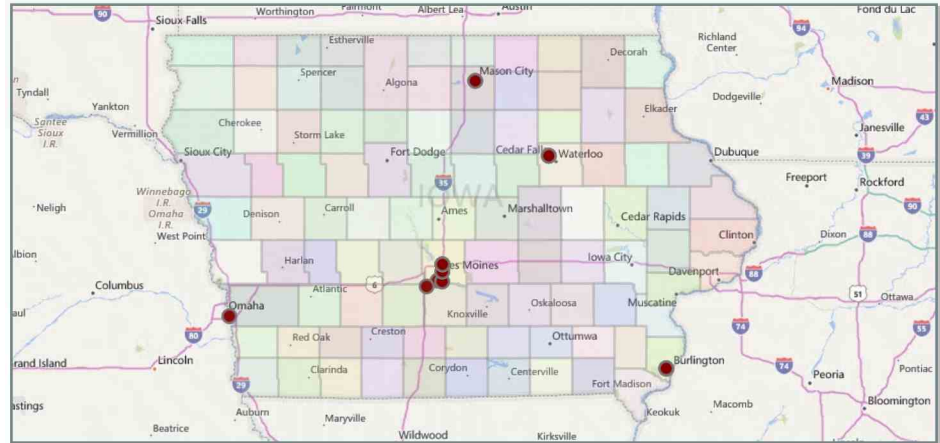
Level 2 - Walk-Around Driver / Vehicle



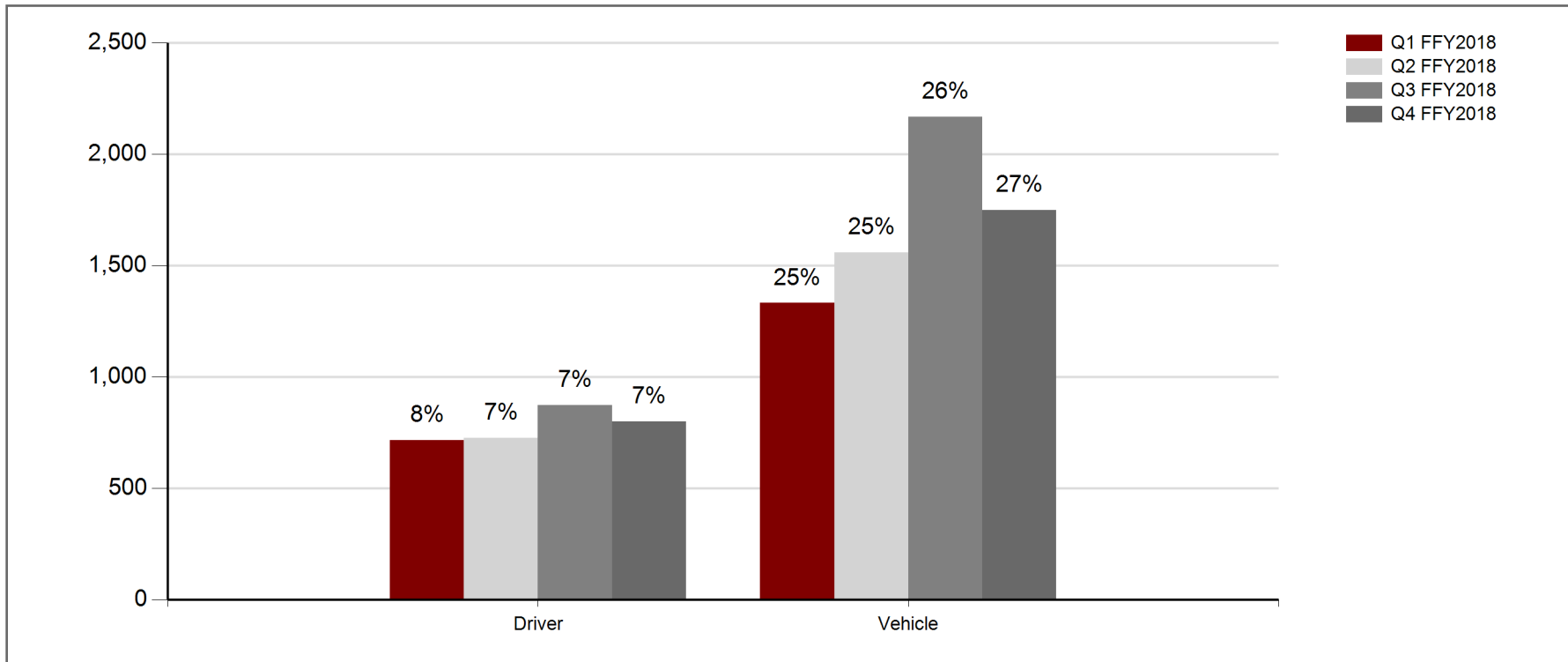
Level 3 - Driver Only



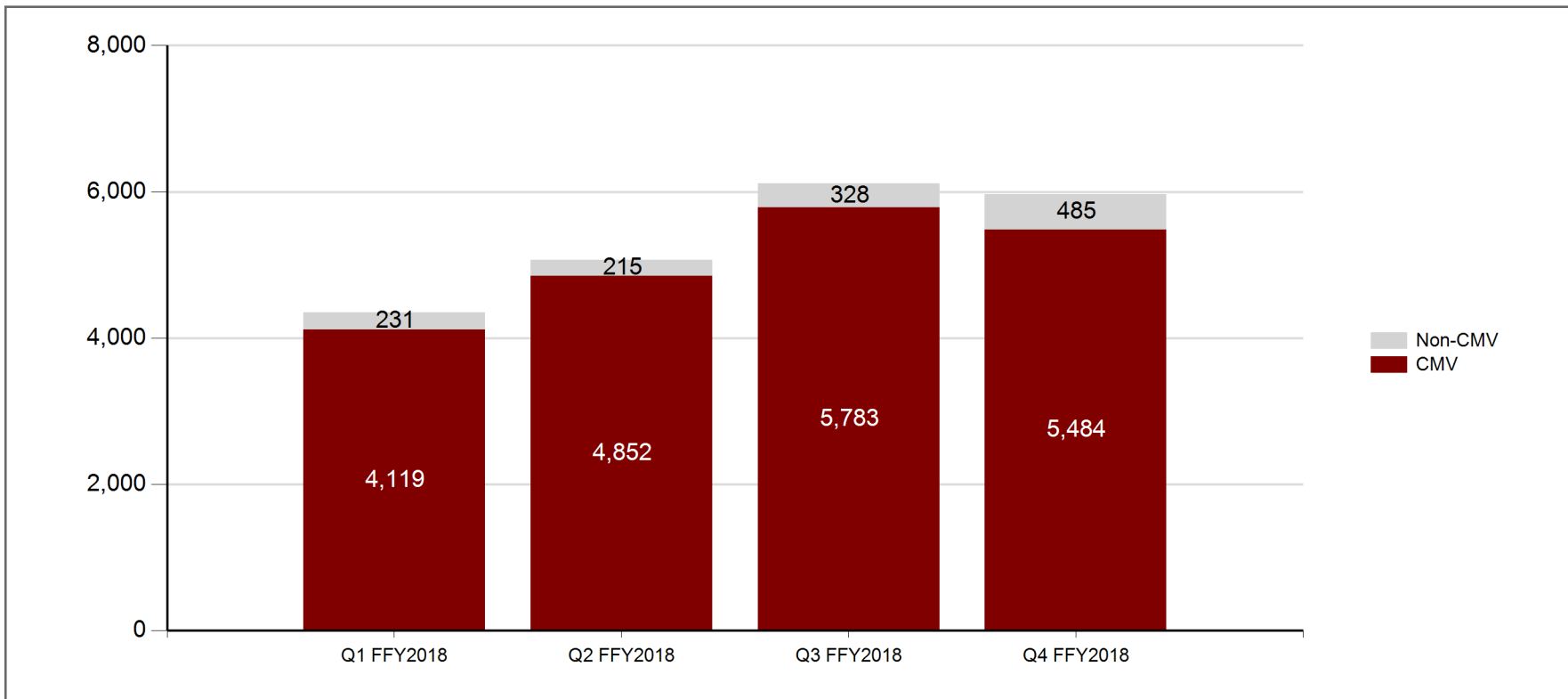
Level 5 - Terminal Inspection



OUT OF SERVICE										
Type	Total	Rate		Area 1	Area 2	Area 3	Area 4	Area 5	Area 6	Area 7
Driver	800	7%		83	159	151	175	175	14	43
Vehicle	1,748	27%		190	335	258	432	317	24	192

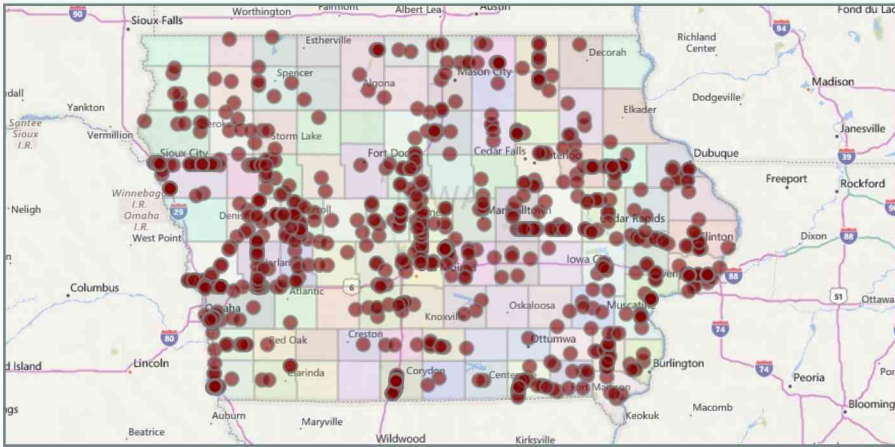


CITATION TOTALS BY TYPE										
Type	Total	%	Fines	Area 1	Area 2	Area 3	Area 4	Area 5	Area 6	Area 7
CMV	5,484	92%	\$1,195,729	930	1,201	799	1,164	1,070	72	248
Non-CMV	485	8%	\$158,489	61	93	147	77	45	58	4
Size	100	2%	\$21,660	5	31	10	31	17	1	5
Speed	974	16%	\$246,131	124	274	193	158	164	56	5
Weight	455	8%	\$182,399	128	100	70	78	65	1	13
Work Zone	281	5%	\$136,702	20	75	112	32	19	23	0

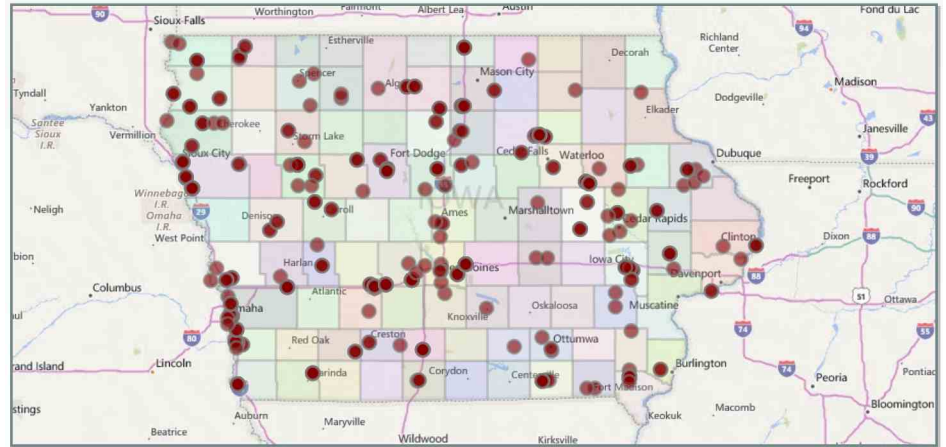


CITATION TOTALS BY TYPE

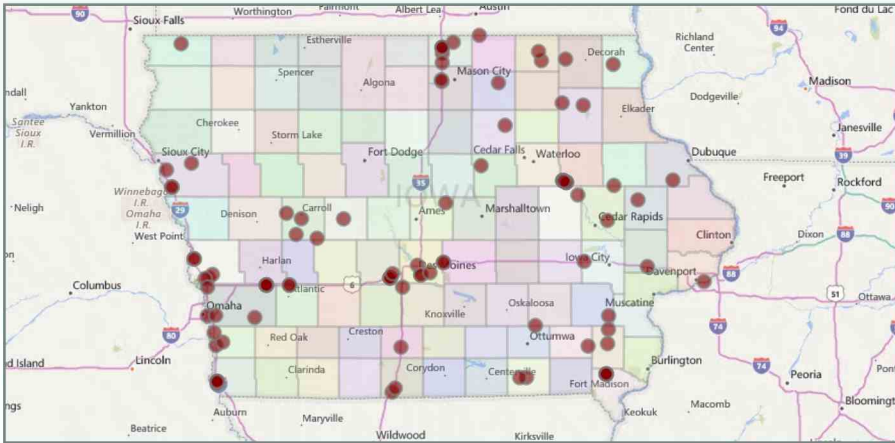
Speed



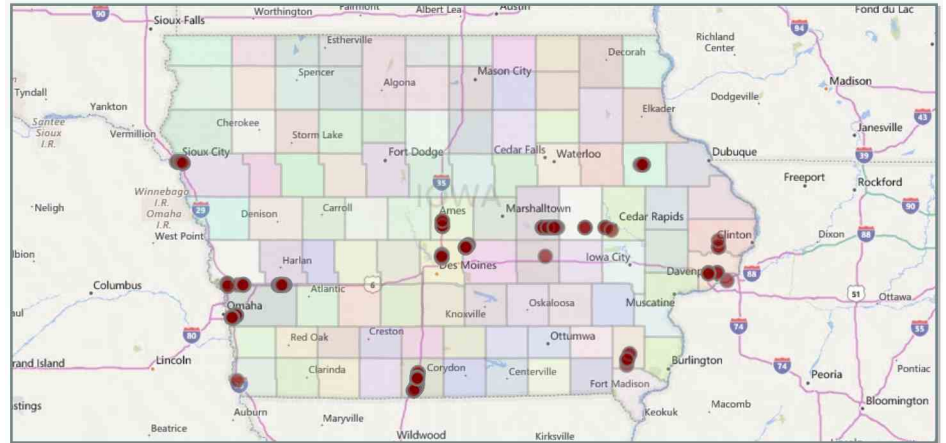
Weight



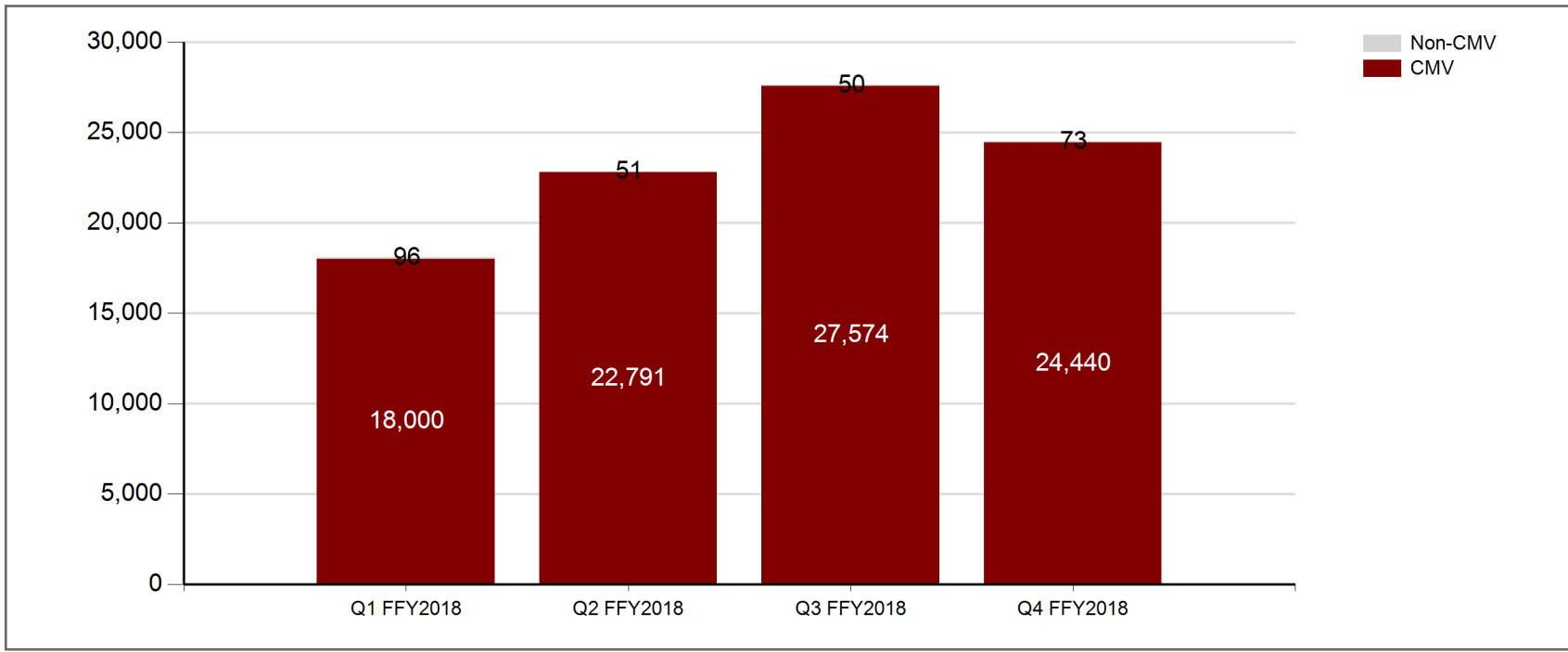
Over-Size / Over-Weight



Work Zone

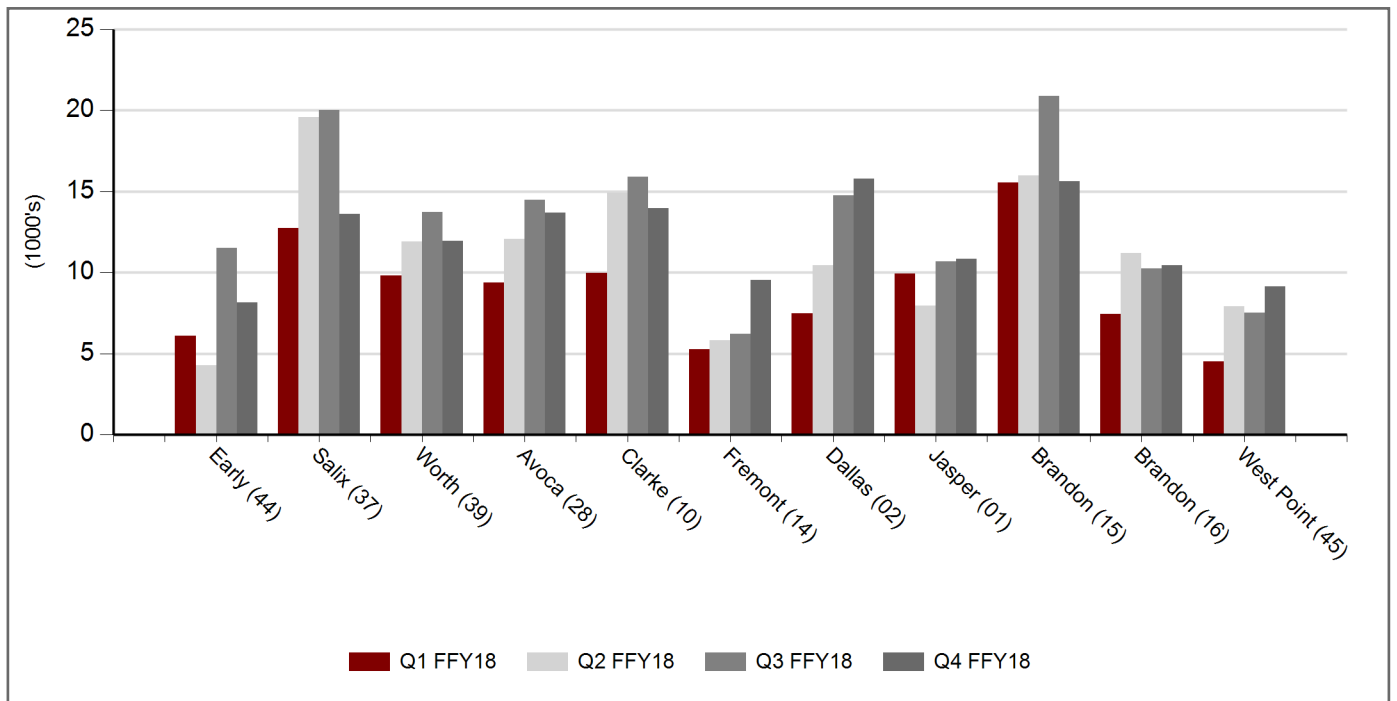


WARNINGS BY TYPE									
Type	Total		Area 1	Area 2	Area 3	Area 4	Area 5	Area 6	Area 7
CMV	21,569		2,981	3,147	3,633	5,321	4,750	248	1,489
Non-CMV	58		11	10	13	5	8	11	0

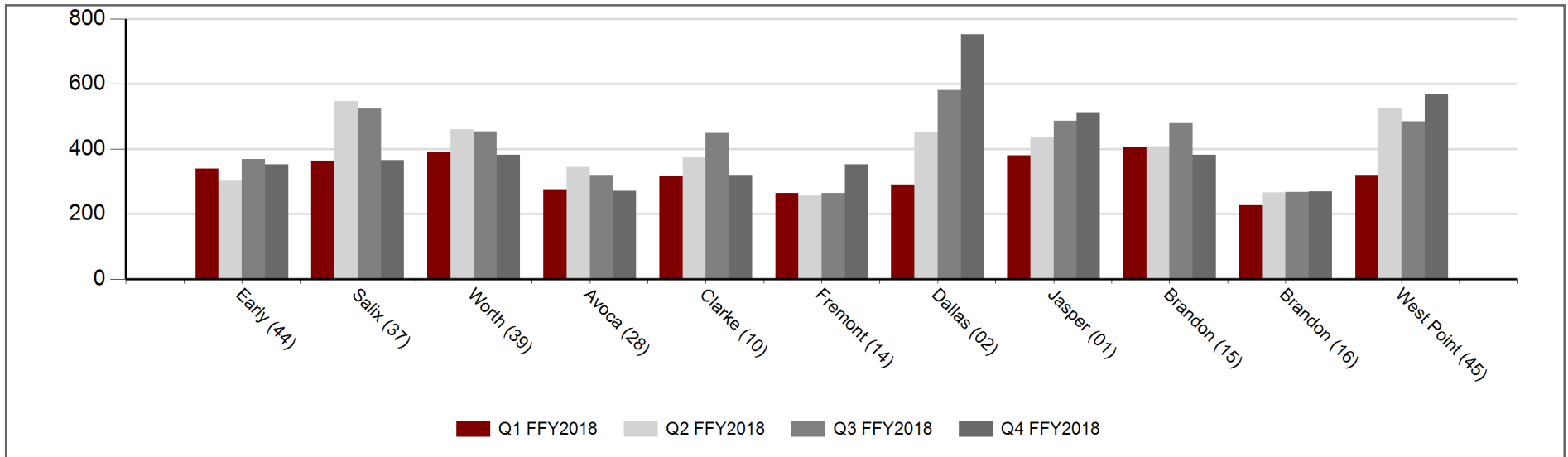


Quarter	TRUCKS WEIGHED BY FIXED SCALE										
	Area 1			Area 2			Area 3		Area 4		Area 5
	Early	Salix	Worth	Avoca	Clarke	Fremont	Dallas	Jasper	Brandon NB	Brandon SB	West Point
	(44)	(37)	(39)	(28)	(10)	(14)	(02)	(01)	(15)	(16)	(45)
Q1 FFY2018	6,105	12,744	9,793	9,372	9,943	5,255	7,458	9,929	15,527	7,434	4,522
Q2 FFY2018	4,250	19,573	11,885	12,051	14,918	5,820	10,417	7,959	15,987	11,173	7,906
Q3 FFY2018	11,509	19,985	13,711	14,461	15,886	6,207	14,740	10,662	20,888	10,252	7,517
Q4 FFY2018	8,130	13,589	11,951	13,660	13,970	9,530	15,766	10,840	15,632	10,434	9,145

TRUCKS WEIGHED BY TYPE	
Type	Total
Fixed Scale	132,647
Weigh in Motion (WIM) (Dallas/Jasper)	118,448
Portable Scale	689
Public Scale	163



Quarter	HOURS OPEN BY SCALE LOCATION										
	Area 1			Area 2			Area 3		Area 4		Area 5
	Early	Salix	Worth	Avoca	Clarke	Fremont	Dallas	Jasper	Brandon NB	Brandon SB	West Point
	(44)	(37)	(39)	(28)	(10)	(14)	(02)	(01)	(15)	(16)	(45)
Q1 FFY2018	339	364	390	275	317	264	290	380	405	226	320
Q2 FFY2018	301	547	460	345	374	256	449	436	408	266	525
Q3 FFY2018	369	524	454	319	448	264	581	487	482	266	485
Q4 FFY2018	352	366	381	271	320	352	753	512	381	269	569



HOURS WORKED	
Category	Hours
MCSAP	15,468
Patrol	13,821
Assignment	8,251
Fixed Scale	7,347
Training	6,141
Time Off	6,107
Overtime	3,663
MCSAP Training	2,938
Project	2,073
Escort	230

