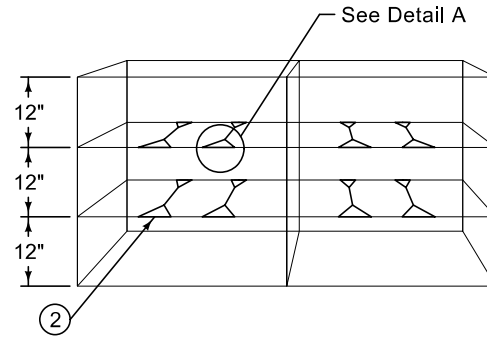
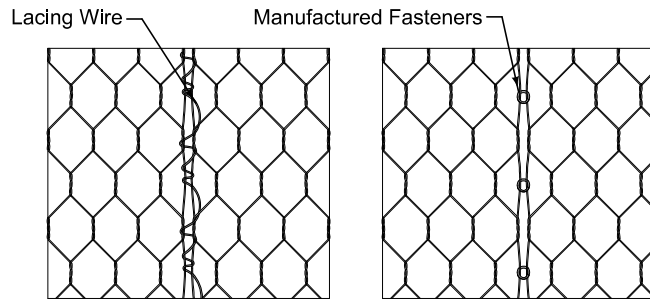


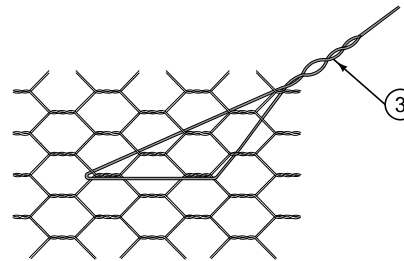
GABION ASSEMBLY



CONNECTING WIRE LOCATION



EDGE CONNECTIONS



DETAIL A

- ① Connect edges of basket with lacing wire or fasteners.
- ② Install connecting wires on exposed gabion faces.
- ③ Twist wire a minimum of four turns.

	REVISION
	New 10-18-11
	9050.101
SHEET 1 of 1	
SUDAS Standard Specifications	
GABION ASSEMBLY	