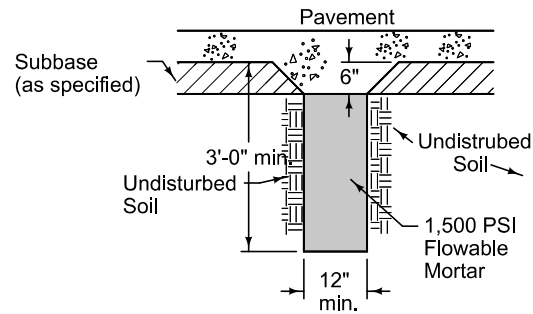
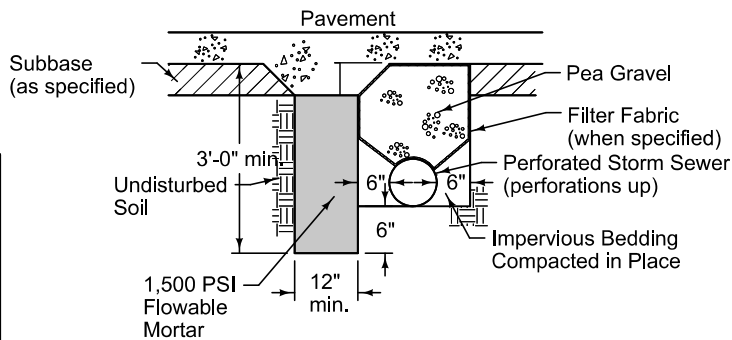


**PLAN VIEW**  
(Flowable mortar cutoffwall and cross run location.)

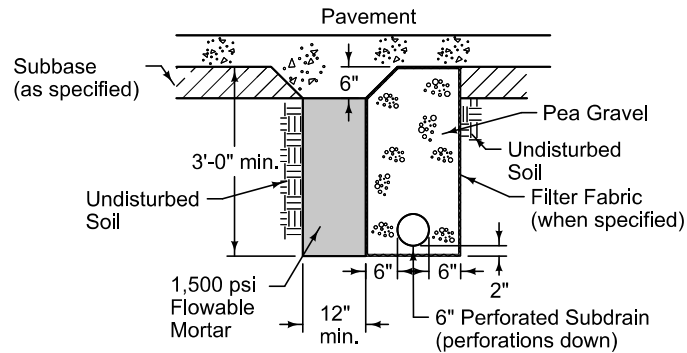


**FLOWABLE MORTAR CUTOFFWALL**  
(Without Sewer)

Length of cutoffwall to be back of curb to back of curb.



**SECTION A-A**  
(Flowable mortar cutoffwall and storm sewer)



**FLOWABLE MORTAR CUTOFFWALL**  
(With Subdrain)

DISTANCE FROM C INTAKE TO C CROSSRUN	
Size	D
15" RCP	0.7'
15" CMP	0.8'
18" RCP	0.5'
18" CMP	0.7'

FIGURE 7040.105 SHEET 1 OF 1

	REVISION
	New 10-19-10
	<b>7040.105</b>
SHEET 1 of 1	

SUDAS Standard Specifications

FLOWABLE MORTAR CUTOFFWALL