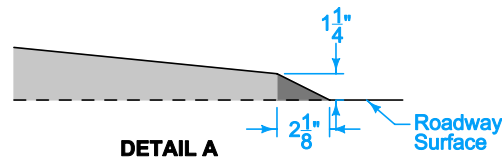
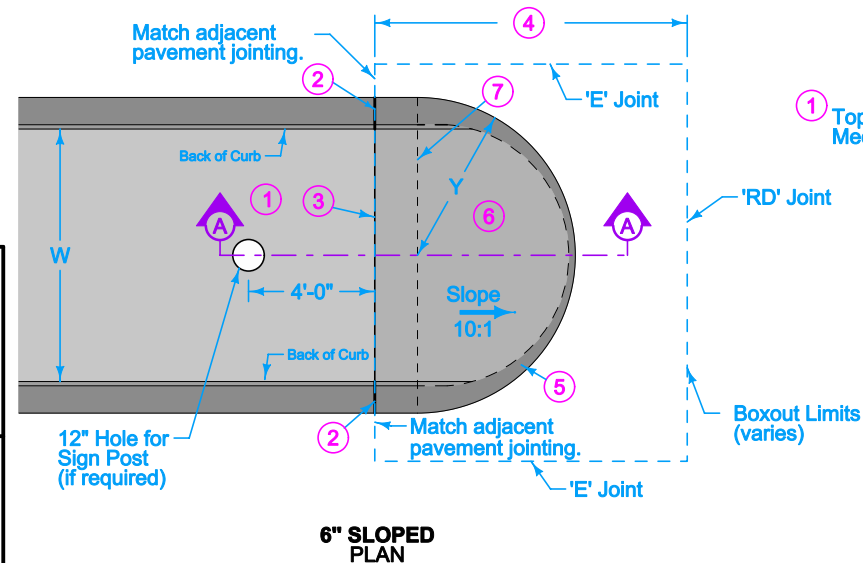


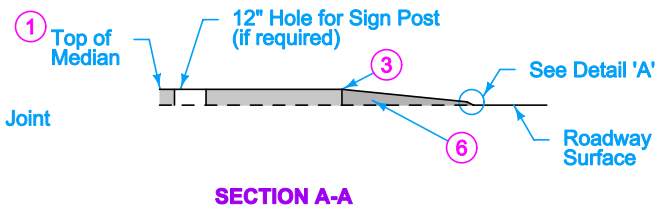
6" STANDARD PLAN



DETAIL A



6" SLOPED PLAN



SECTION A-A

RAMPED MEDIAN NOSE
(Median Width 8'-0" or Less)

- ① For details of paved median, see contract documents.
- ② 'EE' Joint. Expansion joints located at the end of normal curb.
- ③ 'E' Joint. If median is paved, place expansion joints at the end of normal curb.
- ④ If boxout length is less than or equal to 12 feet, provide 'C' Joint. If boxout length is greater than 12 feet, provide 'RD' joint.
- ⑤ Special shaping of curb.
- ⑥ Quantities for ramped median nose area is included in roadway pavement quantities.
- ⑦ When X or Y is 4 feet or greater the expansion joints will be at the beginning of the rounded median.
W = Width from back of curb to back of curb

$$X = W/2 + 7.5"$$

$$Y = W/2 + 12"$$

SUDAS Iowa Department of Transportation	REVISION
	New 04-19-11 PV-104 SHEET 1 of 1
FIGURE 7010.104 STANDARD ROAD PLAN	REVISIONS: New. Previously page 2 of PV-2.
<i>Paul D. Weigand</i> SUDAS DIRECTOR	<i>Deanna Markfeld</i> DESIGN METHODS ENGINEER
RAMPED MEDIAN NOSE	