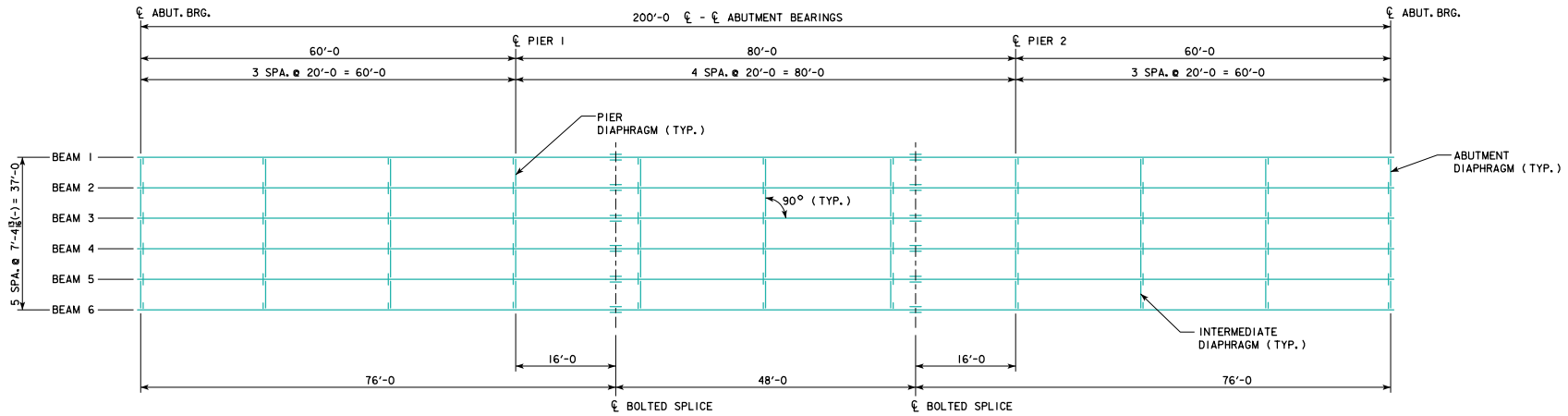
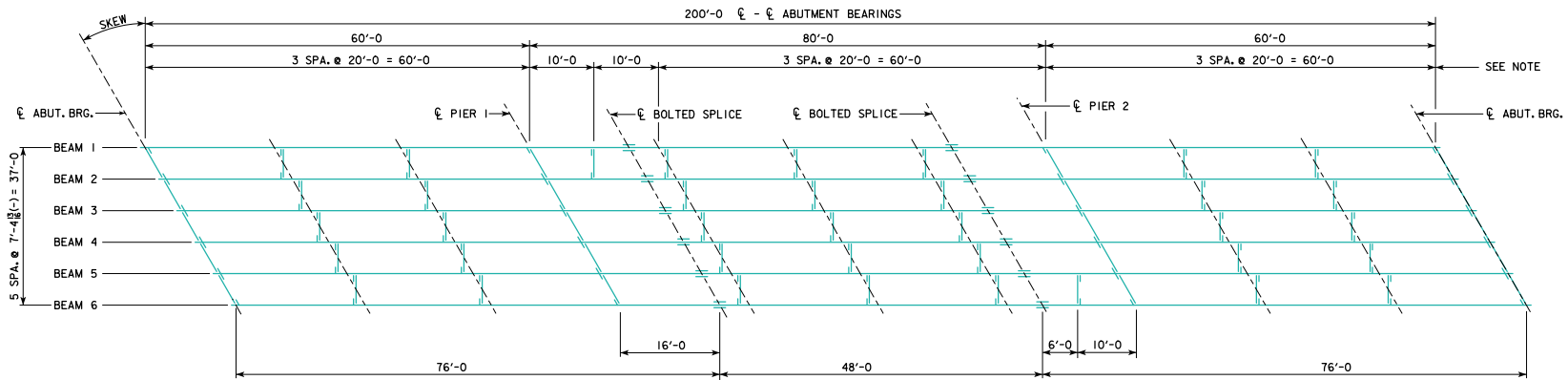


REVISED 02-2017 - CHANGED DIAPHRAGM SPACING IN SKEWED FRAMING PLAN (WAS 4 SPACED AT 20'-0" IN 80'-0" CENTER SPAN, ADDED DIAPHRAGMS TO SKEWED FRAMING PLAN IN OUTER BAYS, BETWEEN BEAMS 1 & 2 AND 5 & 6 OF 80'-0" CENTER SPAN, 10'-0" FROM PIER CENTERLINES.

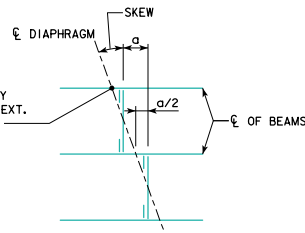


0° SKEW FRAMING PLAN



SKEWED FRAMING PLAN
(R.A. SHOWN, L.A. SIMILAR)

NOTE:
DIMENSIONS SHOWN APPLY
AT INTERSECTION OF ζ EXT.
BEAM AND ζ DIAPHRAGM



SKEW	a (FT.-IN.)
10°	1'-3 $\frac{11}{16}$ "
20°	2'-8 $\frac{11}{16}$ "
30°	4'-3 $\frac{1}{4}$ "

02-2017 LATEST REVISION DATE	 APPROVED BY BRIDGE ENGINEER	 STANDARD DESIGN - 40' ROADWAY, 3 SPAN BRIDGES ROLLED STEEL BEAM BRIDGES OCTOBER, 2014