REVISED 02-2017 - ADDED 8 SHEAR STUDS AT EACH "CENTERLINE OF BOLTED SPLICE" LOCATION BETWEEN "ZONE A & B" AND "ZONE C & D". ADDED "SHEAR STUD ON SPLICE PLATE DETAILS" SHOWING 2 STUDS PER ROW. CHANGED NOTE STATING "MISCELLANEOUS DETAILS 320'-0 BRIDGE" (WAS 160'-0 IN ERROR).

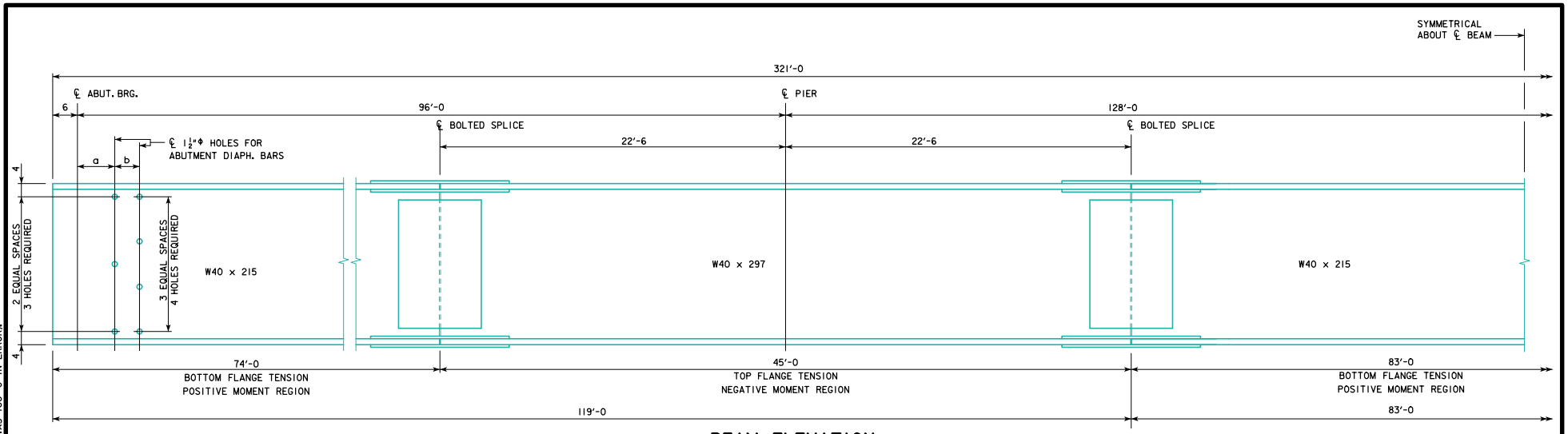

BEAM ELEVATION

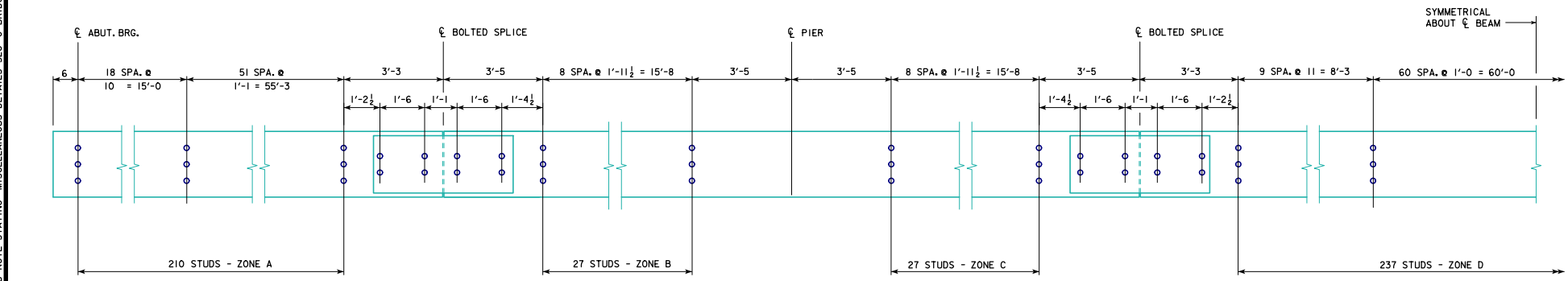

SHEAR STUD SPACING

* NOTE: STUD HEIGHTS (3½", 4" OR 5") FOR THE LOCATIONS SHOWN SHALL BE DETERMINED BY THE DESIGNER. ON "MISCELLANEOUS DETAILS 320'-0 BRIDGE" SHEET, STUD HEIGHTS CAN BE IDENTIFIED BY THE DESIGNER IN A TABLE CORRESPONDING TO THE ZONES LISTED ON THIS SHEET.

Δ WEIGHT OF SHEAR STUDS ARE NOT INCLUDED, SEE MISC. DETAILS - STANDARDS 5252 TO 5261.

STRUCTURAL STEEL
Δ BEAM WEIGHT
76,395 LBS.

NOTE: STRUCTURAL STEEL WEIGHT IS INCLUDED ON THE SUMMARY QUANTITIES SHEET.

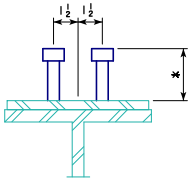

2 STUDS PER ROW

SHEAR STUD ON SPLICE PLATE DETAILS

NOTE : ALL STUDS TO BE ⅞"Φ

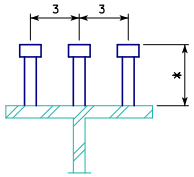

3 STUDS PER ROW

SHEAR STUD DETAILS

NOTE : ALL STUDS TO BE ⅞"Φ

SKEW	a (IN)	b (IN)
0°	9	6
10°	9⅛	6⅛
20°	9⅝	6⅜
30°	10⅜	6⅞
45°	12¾	8½

02-2017
LATEST REVISION DATE

APPROVED BY BRIDGE ENGINEER

IOWA DOT Highway Division

STANDARD DESIGN - 40' ROADWAY, 3 SPAN BRIDGES

ROLLED STEEL BEAM BRIDGES

OCTOBER, 2014

BEAM PLAN AND ELEVATION 320'-0 BRIDGE

RS40-079-14