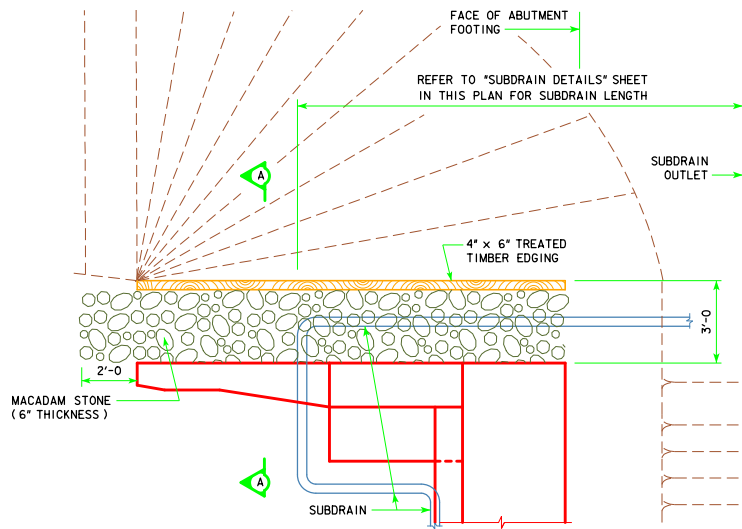
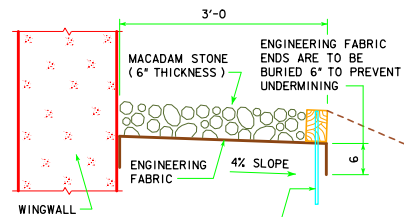


REVISED 09-14 - THE MACADAM STONE AREA WAS MODIFIED TO EXTEND 2 FEET IN FRONT OF THE BRIDGE WING.



**TOP VIEW OF WING ARMORING WITH WING EXTENSION**



**SECTION A-A**

**SUBDRAIN NOTES:**

SEE H30S1-40-12 AND "GENERAL ELEVATION DATA" SHEETS FOR DETAILS OF PLACING ALL SUBDRAINS AND SUBDRAIN OUTLETS REQUIRED FOR THIS STRUCTURE.

THE BRIDGE CONTRACTOR IS TO INSTALL SUBDRAINS BEHIND THE ABUTMENT. THE SUBDRAINS SHALL BE 4" IN DIAMETER AND MEET THE REQUIREMENTS OF SECTION 4143.01 B OF THE CURRENT I.D.G.T. STANDARD SPECIFICATION. THE SUBDRAIN OUTLET SHALL CONSIST OF A 6'-0" LENGTH OF PIPE WITH A REMOVABLE RODENT GUARD.

THE DIMENSIONS SHOWN FOR THE PROPOSED SUBDRAINS ARE BASED ON THE PROPOSED GRADING LAYOUT OF BRIDGE BERMS. THE DIMENSIONS SHOWN ARE FOR ESTIMATING ONLY. REQUIRED LENGTHS AND GENERAL LOCATIONS OF SUBDRAINS ARE SUBJECT TO CHANGE DUE TO FIELD ADJUSTMENTS OF THE GRADING LAYOUT.

THE COST OF FURNISHING AND PLACING SUBDRAIN (INCLUDING EXCAVATION), GRANULAR BACKFILL, POROUS BACKFILL, AND SUBDRAIN OUTLET IS TO BE INCLUDED IN THE PRICE BID FOR "STRUCTURAL CONCRETE (BRIDGE)". NO EXTRA PAYMENT WILL BE MADE.

**MACADAM STONE WING ARMORING NOTES:**

MACADAM STONE SHALL BE PLACED ALONG THE SIDE OF THE WING AND ABUTMENT FOOTING. THIS IS TYPICAL AT EACH CORNER OF THE BRIDGE UNLESS OTHERWISE NOTED IN THE PLANS. THE MACADAM STONE AT THESE LOCATIONS SHALL BE UNDERLAYED WITH ENGINEERING FABRIC.

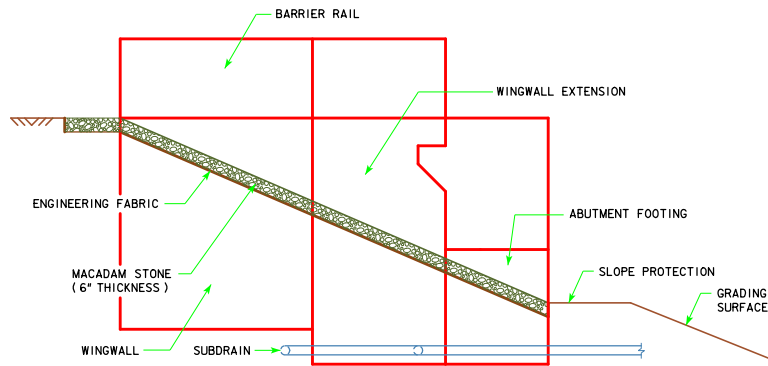
THE BRIDGE BERM SLOPE SHALL BE COMPACTED AND SHAPED AS SHOWN ON THESE PLANS, THE SITUATION PLAN, AND AS DIRECTED BY THE ENGINEER. THE BERM SLOPE SHALL BE FIRM WHEN THE ENGINEERING FABRIC AND MACADAM STONE ARE PLACED.

THE ENGINEERING FABRIC SHALL BE IN ACCORDANCE WITH 4196.01, B, 3, OF THE STANDARD SPECIFICATIONS. ENGINEERING FABRIC IS LAPPED THE LAPS SHALL BE A MINIMUM OF ONE FOOT IN LENGTH, SHINGLE FASHION WITH UP SLOPE LAP PIECE ON TOP AND STAPLED FOR CONTINUITY.

THE MACADAM STONE SHALL MEET THE REQUIREMENTS OF THE CURRENT STANDARD SPECIFICATIONS.

THE MACADAM STONE SHALL BE DEPOSITED, SPREAD, CONSOLIDATED AND SHAPED BY MECHANICAL OR HAND METHODS THAT WILL PROVIDE UNIFORM DEPTH AND DENSITY AND PROVIDE UNIFORM SURFACE APPEARANCE.

PAYMENT FOR THE BRIDGE WING ARMORING WILL BE BID PER SQUARE YARD. COST WILL INCLUDE ENGINEERING FABRIC, MACADAM STONE, EXCAVATION, SHAPING, AND COMPACTION TO DIMENSIONS SHOWN IN THESE PLANS. BID ITEM SHALL BE "BRIDGE WING ARMORING - MACADAM STONE".



**PROFILE VIEW OF WING ARMORING WITH WING EXTENSION**  
(SHOWN FOR INTEGRAL ABUTMENT WITH WING EXTENSIONS)

LATEST REVISION DATE 09-14	
	STANDARD DESIGN - 30' ROADWAY, SINGLE SPAN BRIDGE <b>PRETENSIONED PRESTRESSED CONCRETE BEAM BRIDGES</b> APRIL, 2012
	<b>WING ARMORING DETAILS</b> C & D BEAMS
APPROVED BY BRIDGE ENGINEER 	<b>H30S1-42-12</b>