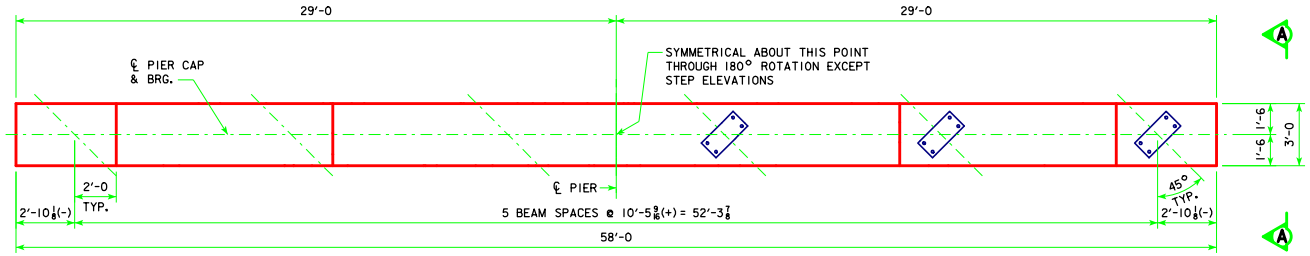

TYPICAL PLAN

NOTE:
THE HEIGHT OF THE STEPS ON THE BRIDGE SEAT IS EQUAL TO THE DIFFERENCE IN ELEVATIONS OF THE TOP OF SLAB AT ADJACENT BEAMS ALONG ℄ PIER.
ANCHOR BOLTS REQUIRED FOR FIXED PIER BEARINGS ONLY.
FOR BOLT AND BEARING SIZES, SEE RS40-093-14, RS40-094-14 OR RS40-095-14.

SYMMETRICAL ABOUT ℄ PIER EXCEPT STEPS

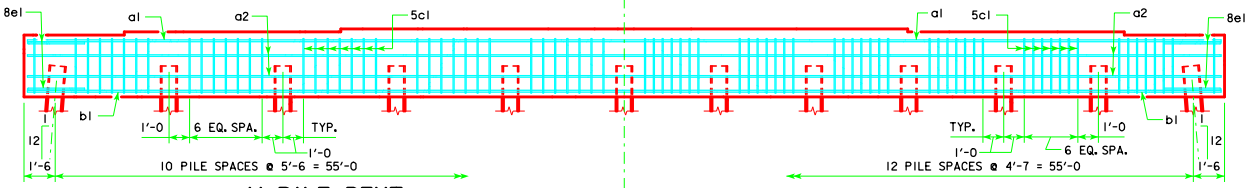

11 PILE BENT

13 PILE BENT

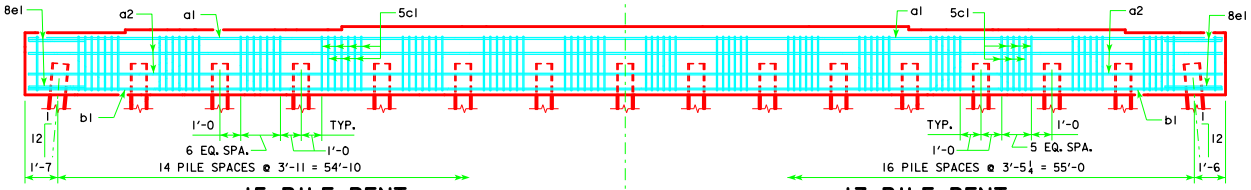

15 PILE BENT

17 PILE BENT

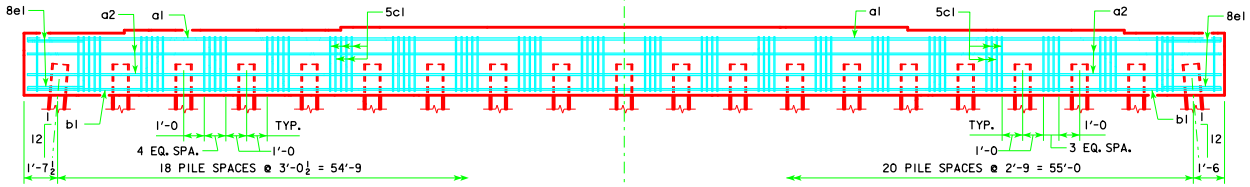

19 PILE BENT

21 PILE BENT

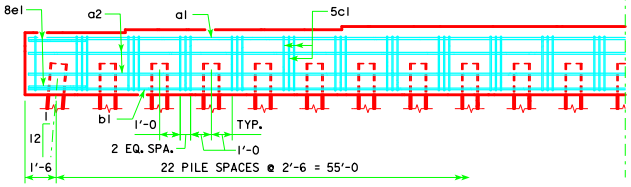

23 PILE BENT

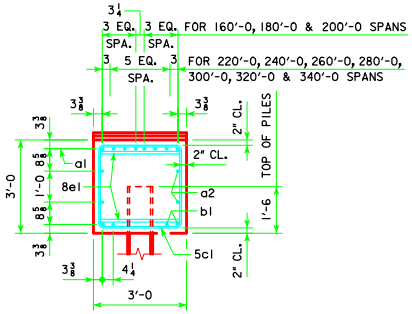

VIEW A-A

FOR 11, 13 & 15 PILE BENTS

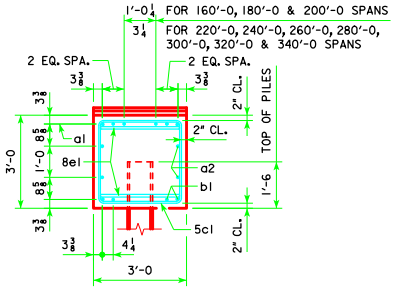

VIEW A-A

FOR 17 & 19 PILE BENTS

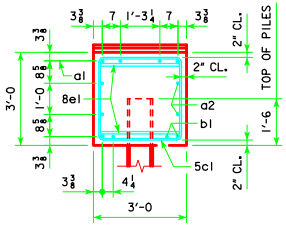

VIEW A-A

FOR 21 & 23 PILE BENTS

LATEST REVISION DATE

APPROVED BY BRIDGE ENGINEER

IOWADOT Highway Division

STANDARD DESIGN - 40' ROADWAY, 3 SPAN BRIDGES

ROLLED STEEL BEAM BRIDGES

OCTOBER, 2014

PILE BENT PIERS

45° SKEW

RS40-112-14