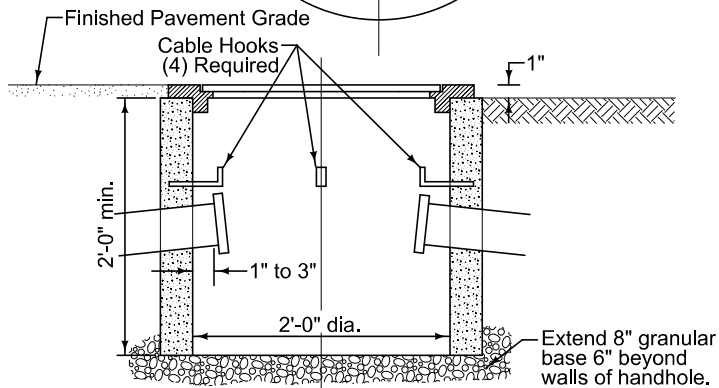
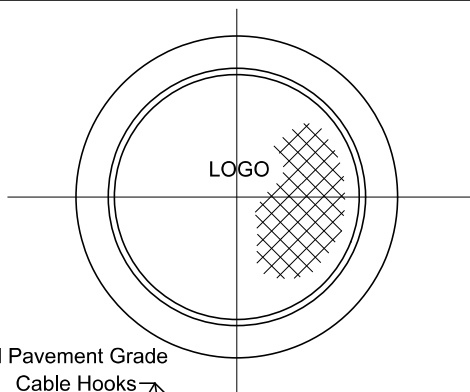
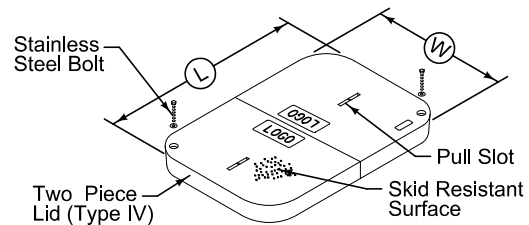
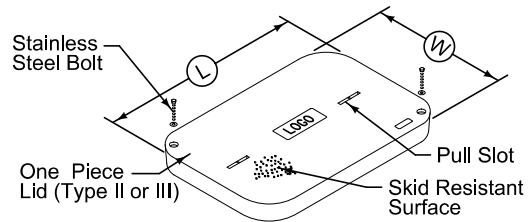


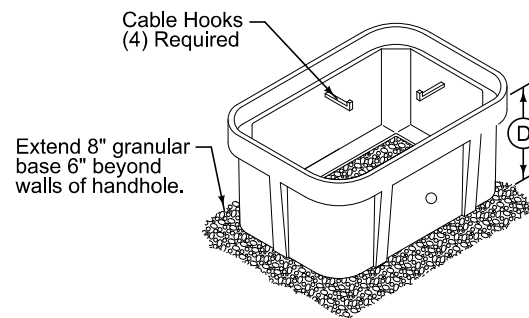
CONDUIT IN TRENCH



PRECAST CONCRETE HANDHOLE (TYPE I)



HANDHOLE DIMENSIONS TABLE (NOMINAL)			
TYPE	L	W	D
II	30"	17"	24"
III	36"	24"	30"
IV	48"	30"	36"



PRECAST CONCRETE COMPOSITE HANDHOLE

FIGURE 8010.103 SHEET 1 OF 1

		REVISION
		New 10-21-14
FIGURE 8010.103	STANDARD ROAD PLAN	LI-103
REVISIONS: New.		SHEET 1 of 1
<i>Paul D. Wigand</i> SUDAS DIRECTOR		<i>Brian Smith</i> DESIGN METHODS ENGINEER
CONDUIT AND PRECAST HANDHOLES		