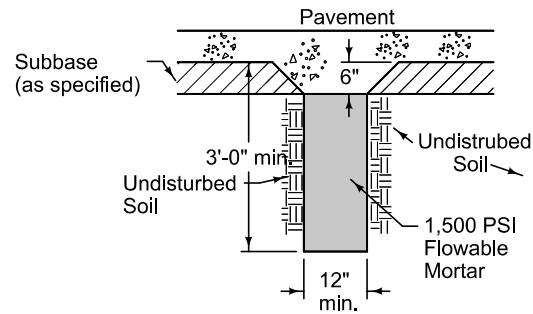
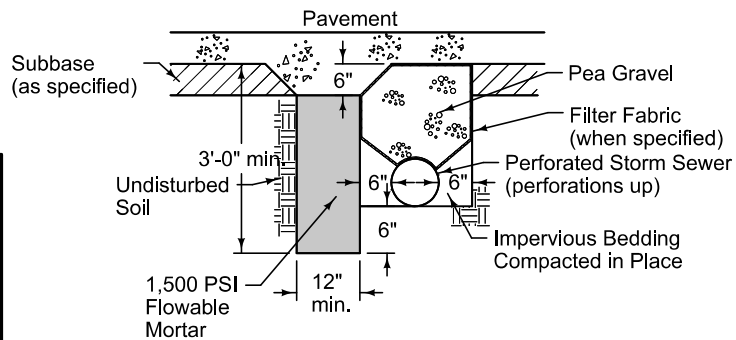


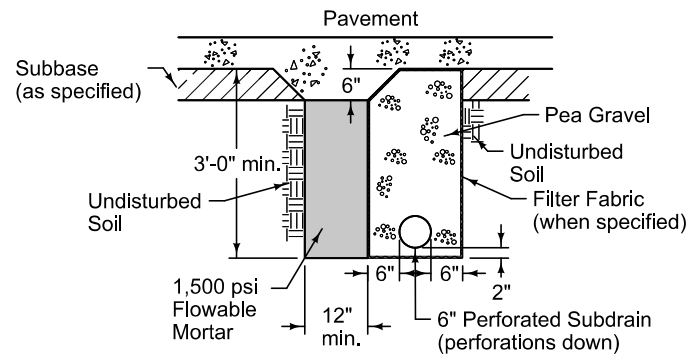
PLAN VIEW
(Flowable mortar cutoff wall and cross run location.)



FLOWABLE MORTAR CUTOFF WALL
(Without Sewer)



SECTION A-A
(Flowable mortar cutoff wall and storm sewer)




FLOWABLE MORTAR CUTOFF WALL
(With Subdrain)

Length of cutoff wall to be back of curb to back of curb.

DISTANCE FROM \varnothing INTAKE TO \varnothing CROSSRUN	
Size	D
15" RCP	0.7'
15" CMP	0.8'
18" RCP	0.5'
18" CMP	0.7'

FIGURE 7040.105 SHEET 1 OF 1

	REVISION 1 2022 Edition
	7040.105 SHEET 1 of 1
SUDAS Standard Specifications	
FLOWABLE MORTAR CUTOFF WALL	