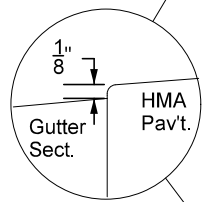
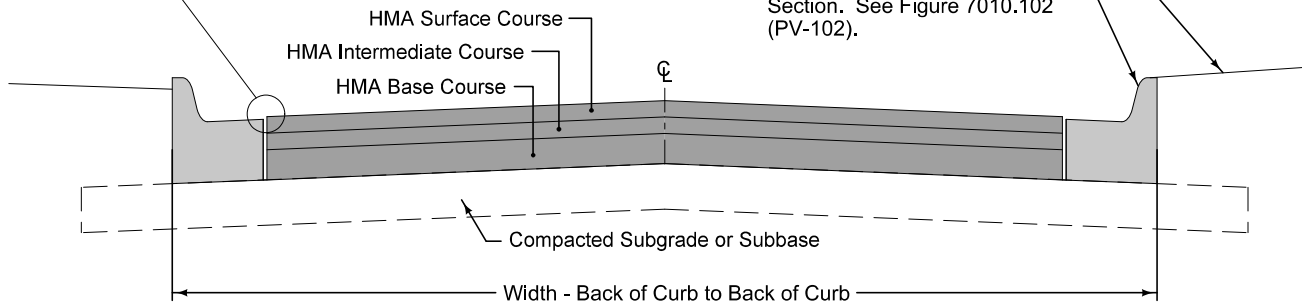


**HMA PAVEMENT SECTION**  
(With Existing Curb and Gutter)




Grade parking as specified in the contract documents.

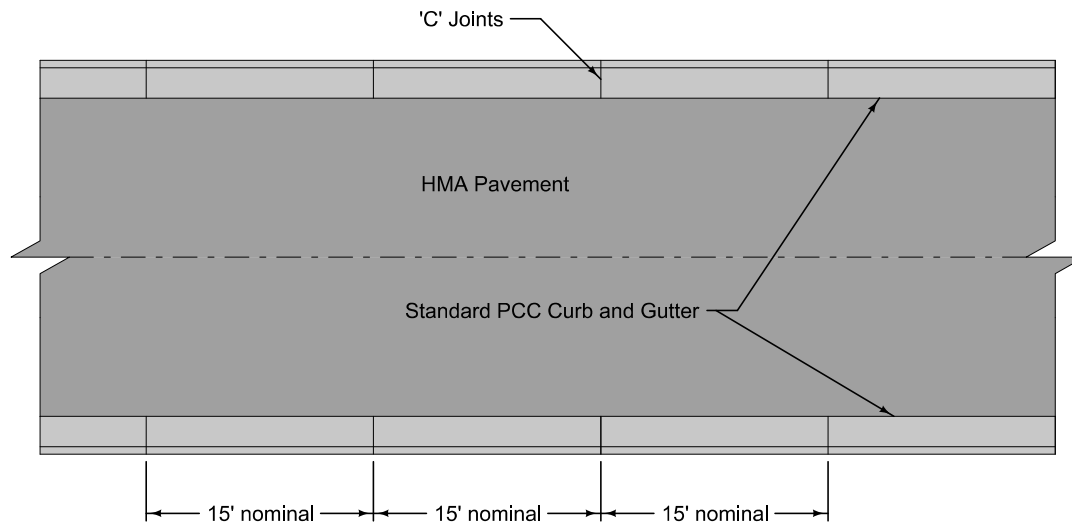
Standard PCC Curb and Gutter Section. See Figure 7010.102 (PV-102).



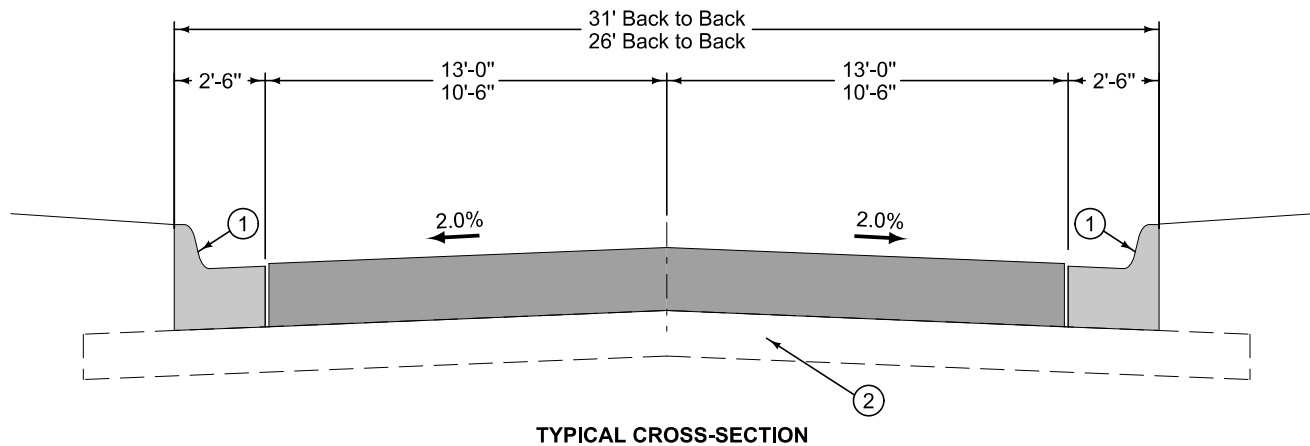
**HMA PAVEMENT SECTION**  
(With New Curb and Gutter)


FIGURE 7020.901 SHEET 1 OF 2

	REVISION New 10-19-10	
	<b>SUDAS</b>	
	<b>7020.901</b> SHEET 1 of 2	
SUDAS Standard Specifications		
HMA PAVEMENT		



- ① 6 inch standard curb and gutter.
- ② Subbase or subgrade as specified.



 <b>SUDAS</b>	REVISION New   10-19-10
	7020.901
	SHEET 2 of 2
SUDAS Standard Specifications	
HMA PAVEMENT	