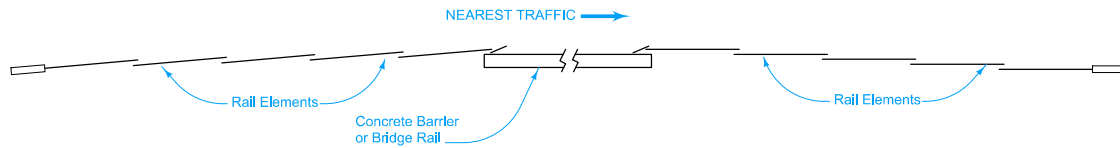
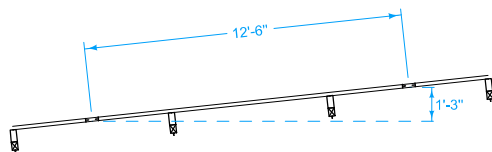


Install delineators and object markers according to [SI-211](#).  
 For grading requirements, see [EW-301](#).  
 For general guardrail details, see [BA-200](#).

- ① See [BA-221](#).
- ② See [BA-202](#) for connections to concrete barriers and bridge rail end sections.
- ③ See [BA-225](#).




**LAPPING PROCEDURE**



**VARIABLE FLARE**

Possible Contract Items:  
 Steel Beam Guardrail  
 Steel Beam Guardrail Barrier Transition Section, BA-221  
 Steel Beam Guardrail End Anchor, Bolted  
 Steel Beam Guardrail Tangent End Terminal, BA-225

Possible Tabulation:  
 108-8A

<b>IOWA DOT</b>	REVISION	
	1	04-20-21
<b>STANDARD ROAD PLAN</b>		<b>BA-260</b>
		SHEET 1 of 1
REVISIONS: Removed circle note 4.		
 APPROVED BY DESIGN METHODS ENGINEER		
<b>STEEL BEAM GUARDRAIL                  INSTALLATION AT CONCRETE BARRIER                  OR BRIDGE RAIL END SECTION                  (MASH TL-2)</b>		