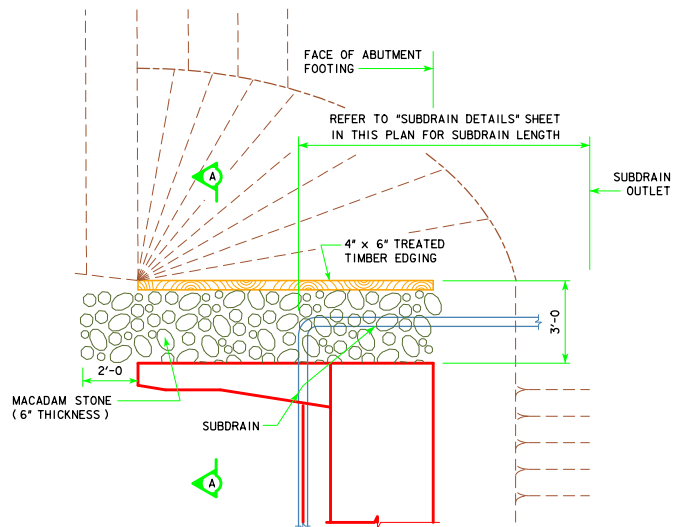
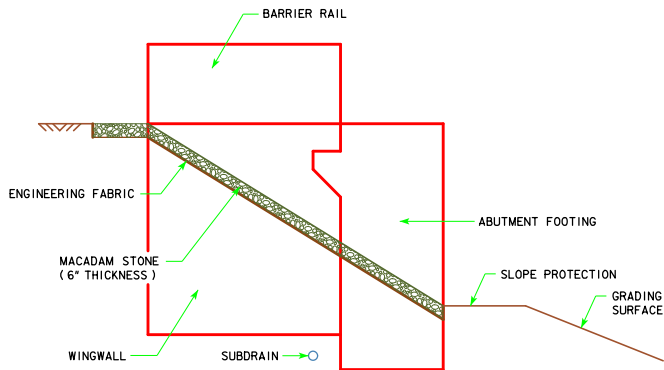


REVISED 09-14 - THE AREA OF MACADAM STONE WAS EXTENDED 2'-0" IN FRONT OF THE BRIDGE WING.

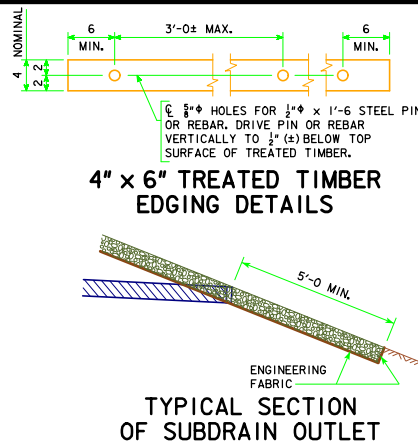


TOP VIEW OF WING ARMORING

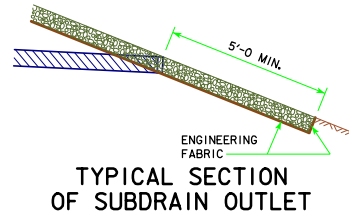
THE MACADAM STONE USED IN THE BRIDGE WING ARMORING DETAILS SHALL NOT BE SUBSTITUTED WITH REVETMENT MATERIAL. IF CLASS B OR CLASS E REVETMENT IS PRESENT, THE CONTRACTOR SHALL REMOVE THE REVETMENT TO THE ARMORING DIMENSIONS. THE REMOVED REVETMENT SHALL BE PLACED AS DIRECTED BY THE ENGINEER. IN ADDITION, A CHECK SHALL BE MADE AT THE SUBDRAIN OUTLET TO INSURE THAT IT IS DRAINING PROPERLY DURING THE BACKFILL FLOODING PROCESS.



PROFILE VIEW OF WING ARMORING
(SHOWN FOR INTEGRAL ABUTMENT)

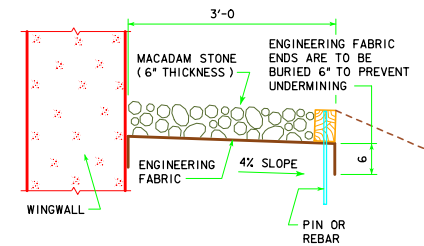


4" x 6" TREATED TIMBER EDGING DETAILS



TYPICAL SECTION OF SUBDRAIN OUTLET

NOTE: THESE DETAILS TO BE USED FOR 160'-0 TO 320'-0 BRIDGE LENGTHS.



SECTION A-A

GENERAL NOTES:

MACADAM STONE SHALL BE PLACED ALONG THE SIDE OF THE WING AND ABUTMENT FOOTING AS SHOWN IN SECTION A-A. THIS IS TYPICAL AT EACH CORNER OF THE BRIDGE UNLESS OTHERWISE NOTED IN THE PLANS. THE MACADAM STONE AT THESE LOCATIONS SHALL BE UNDERLAYED WITH ENGINEERING FABRIC IN ACCORDANCE WITH ARTICLE 4196.01, B, 3, OF THE STANDARD SPECIFICATIONS.

THE MACADAM STONE SHALL BE IN ACCORDANCE WITH SECTION 4122, OF THE STANDARD SPECIFICATIONS, COARSE MATERIAL (NO CHOKE STONE IS ALLOWED).

WOOD PRESERVATIVE TREATMENT FOR THE TIMBER EDGING SHALL MEET THE REQUIREMENTS FOR GUARDRAIL POSTS, SAWED FOUR SIDES, IN ACCORDANCE WITH SECTION 4161, OF THE STANDARD SPECIFICATIONS.

THE MACADAM STONE SHALL BE DEPOSITED, SPREAD, CONSOLIDATED AND SHAPED BY MECHANICAL OR HAND METHODS THAT WILL PROVIDE UNIFORM 6" DEPTH AND DENSITY AND PROVIDE UNIFORM SURFACE APPEARANCE.

PAYMENT FOR THE BRIDGE WING ARMORING SHALL BE INCIDENTAL TO THE BID ITEM "STRUCTURAL CONCRETE (BRIDGE)" AND SHALL INCLUDE COSTS OF ALL MATERIAL AND LABOR TO CONSTRUCT THE WING ARMORING AS SHOWN ON THESE PLANS.

09-14 LATEST REVISION DATE	APPROVED BY BRIDGE ENGINEER <i>Norman E. McQuinn</i>		
		STANDARD DESIGN - 40' ROADWAY, 3 SPAN BRIDGES ROLLED STEEL BEAM BRIDGES JUNE, 2010	
		WING ARMORING DETAILS	RS40-171-10