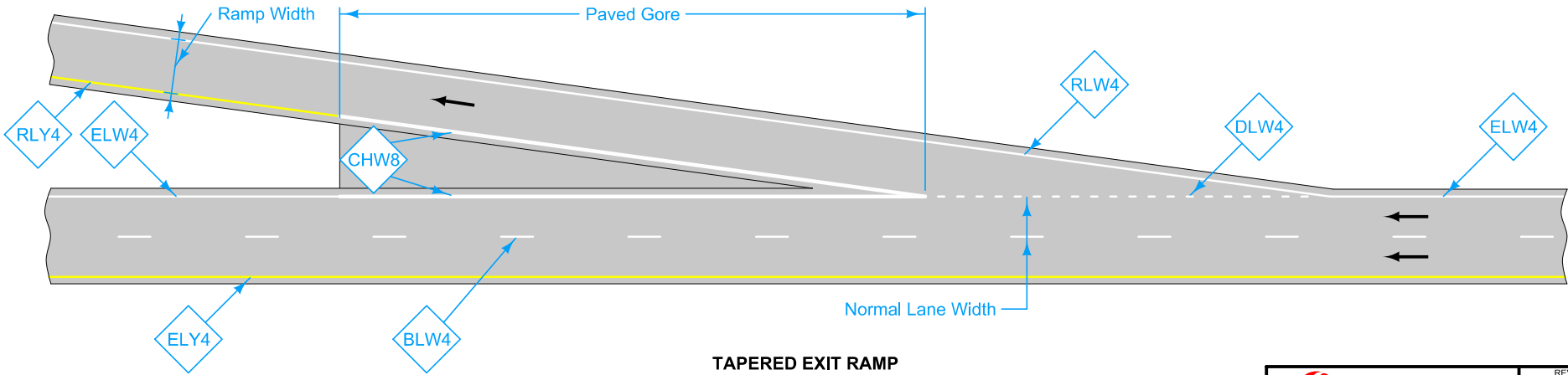


TAPERED ENTRANCE RAMP



TAPERED EXIT RAMP

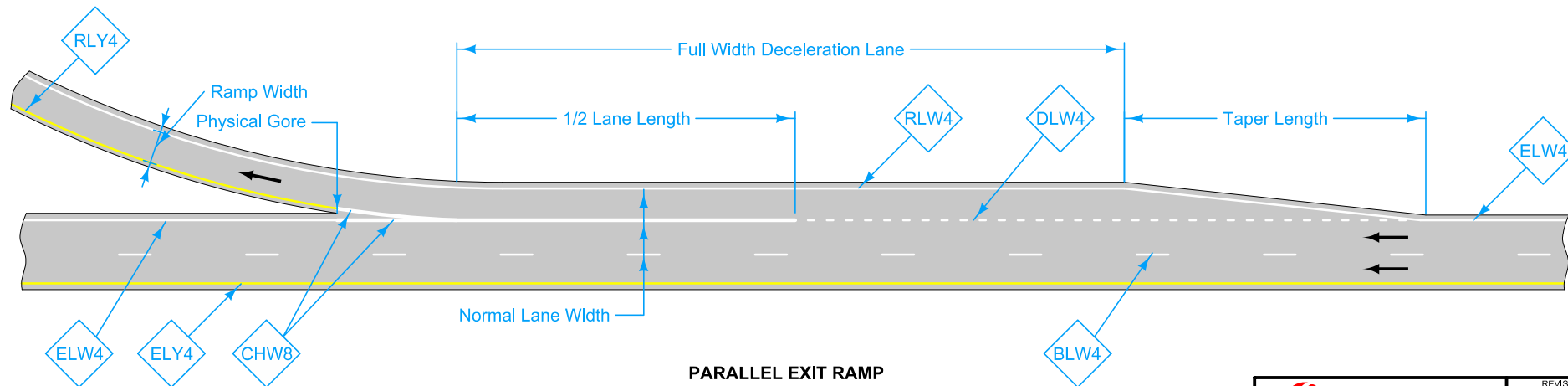
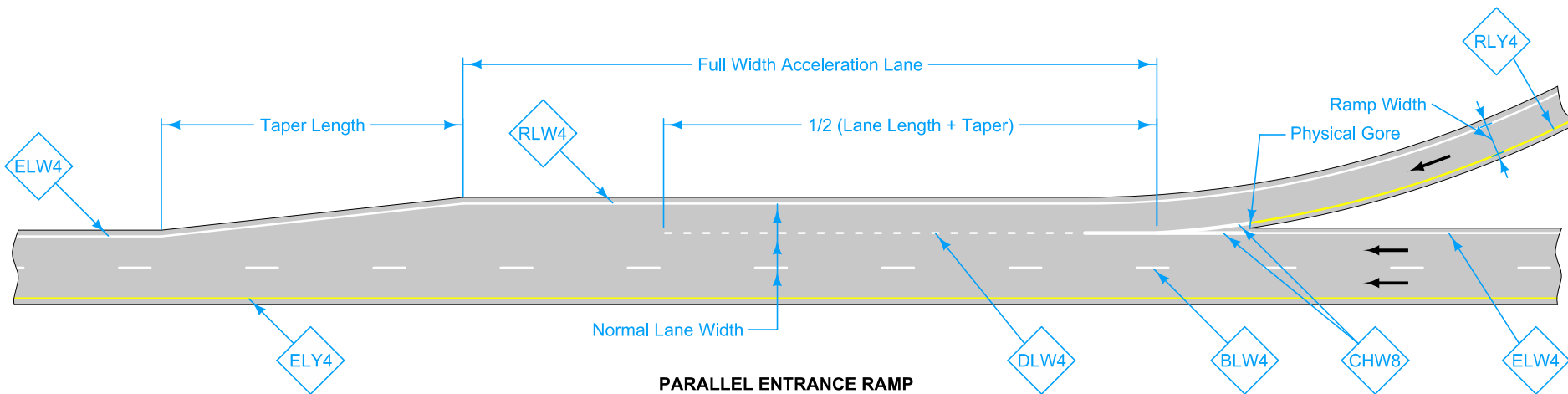
LEGEND			
←	Direction of Traffic	DLW4	Dotted Line (White)
BLW4	Broken Lane Line (White)	ELW4	Edge Line Right (White)
CHW8	Channelizing Line (White)	ELY4	Edge Line Left (Yellow)
RLW4	Ramp Edge Line Right (White)	RLY4	Ramp Edge Line Left (Yellow)

For line information, see [PM-110](#).

Possible Contract Item:
Pavement Marking Line Items

Possible Tabulation:
108-22

<p>Iowa Department of Transportation</p>	REVISION
	1 04-16-13
STANDARD ROAD PLAN	PM-310
REVISIONS: Added Ramp Edge Line designations.	SHEET 1 of 2
<p>APPROVED BY DESIGN METHODS ENGINEER</p>	
ENTRANCE AND EXIT RAMPS	



LEGEND			
←	Direction of Traffic	DLW4	Dotted Line (White)
BLW4	Broken Lane Line (White)	ELW4	Edge Line Right (White)
CHW8	Channelizing Line (White)	ELY4	Edge Line Left (Yellow)
		RLW4	Ramp Edge Line Right (White)
		RLY4	Ramp Edge Line Left (Yellow)

<p>Iowa Department of Transportation</p> <p>STANDARD ROAD PLAN</p> <p>REVISIONS: Added Ramp Edge Line designations.</p> <p><i>Deanna Macfild</i> APPROVED BY DESIGN METHODS ENGINEER</p>	<p>REVISION</p> <table border="1"> <tr> <td>1</td> <td>04-16-13</td> </tr> </table>	1	04-16-13
	1	04-16-13	
<p>PM-310</p> <p>SHEET 2 of 2</p>	<p>ENTRANCE AND EXIT RAMPS</p>		