For joint details, see PV-101.

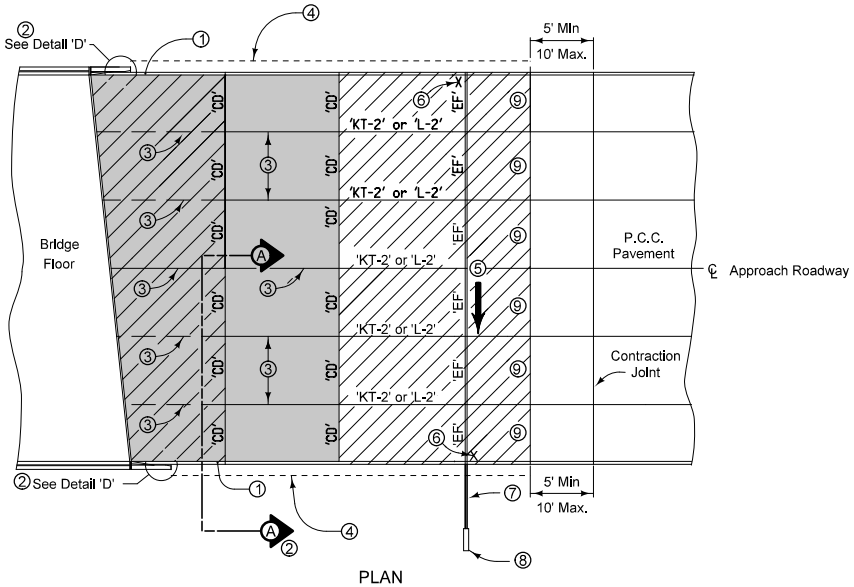

PLAN

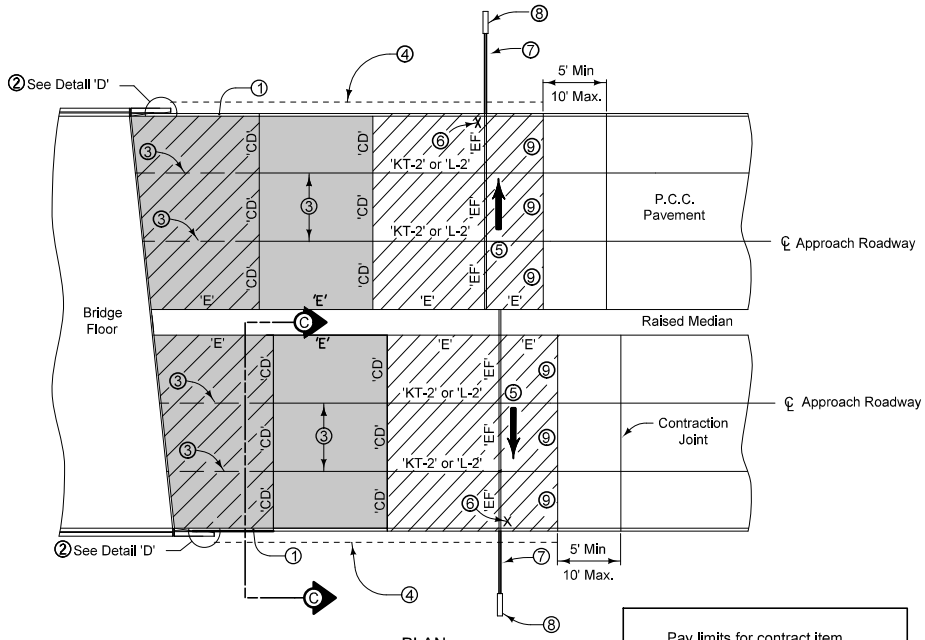

PLAN

Pay limits for contract item include the following areas:

- Double Reinforced Section
- Single Reinforced Section
- Non-Reinforced Section

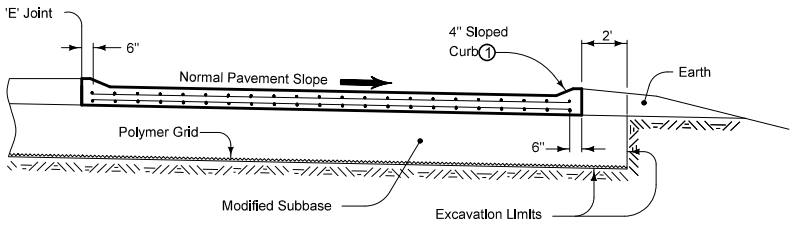

SECTION C-C

1. Build 4 inch Sloped Curb, unless noted otherwise in the plans.
2. See RK-20, RK-25, RK-26 or RK-27.
3. Longitudinal joint: (PV-101)
   Single Pour - Saw cut joint per detail B.
   Two Pours - Use 'KS-2' Joint (Double Reinforced Section).
   Use 'KS-1' Joint (Single Reinforced Section).
4. Polymer grid and excavation limits of Modified Subbase 2' outside of pavement edge. See RK-20, RK-25, RK-26 or RK-27.
5. Slope subdrain to drain.
6. Place an "X" in the plastic concrete near the 'EF' joint at the outside edge of pavement.
7. 4 inch perforated subdrain (polyethylene, corrugated tubing).
8. See RF-19C or RF-19E for outlet details.
9. 'DW' or 'RT' Joint.

Iowa Department of Transportation

STANDARD ROAD PLAN

REVISION	
8	10-16-12

RK-23

SHEET 1 of 1

REVISIONS: Redrew top reinforcing mat to place #8 bars on top of #5 bars. Added RK-27 to note 4.

Deanna Maifield
APPROVED BY DESIGN METHODS ENGINEER

BRIDGE APPROACH (MULTI-LANE, CURBED ROADWAY)