# TABLE OF OPEN RAIL DIMENSIONS AND NUMBERS

| ℄-℄ ABUT. BRG | | 70'-0 | | | | 80'-0 | | | | 90'-0 | | | | 100'-0 | | | | 110'-0 | | | | 120'-0 | | | | 130'-0 | | | | 140'-0 | | | | 150'-0 | | | |
|---|---|---|---|---|---|---|---|---|---|---|---|---|---|---|---|---|---|---|---|---|---|---|---|---|---|---|---|---|---|---|---|---|---|---|---|---|---|
| SKEW | | 0° | 15° | 30° | 45° | 0° | 15° | 30° | 45° | 0° | 15° | 30° | 45° | 0° | 15° | 30° | 45° | 0° | 15° | 30° | 45° | 0° | 15° | 30° | 45° | 0° | 15° | 30° | 45° | 0° | 15° | 30° | 45° | 0° | 15° | 30° | 45° |
| DIMENSION OR NUMBER | A (FT.-IN.) | 81'-0 | 81'-1¼ | 81'-5½ | 82'-3 | 91'-0 | 91'-1¼ | 91'-5½ | 92'-3 | 101'-0 | 101'-1¼ | 101'-5½ | 102'-3 | 111'-0 | 111'-1¼ | 111'-5½ | 112'-3 | 121'-0 | 121'-1¼ | 121'-5½ | 122'-3 | 131'-0 | 131'-1¼ | 131'-5½ | 132'-3 | 141'-0 | 141'-1¼ | 141'-5½ | 142'-3 | 151'-0 | 151'-1¼ | 151'-5½ | 152'-3 | 161'-0 | 161'-1¼ | 161'-5½ | 162'-3 |
| | B (FT.-IN.) | 67'-0 | 67'-1¼ | 67'-5½ | 68'-3 | 77'-0 | 77'-1¼ | 77'-5½ | 78'-3 | 87'-0 | 87'-1¼ | 87'-5½ | 88'-3 | 97'-0 | 97'-1¼ | 97'-5½ | 98'-3 | 107'-0 | 107'-1¼ | 107'-5½ | 108'-3 | 117'-0 | 117'-1¼ | 117'-5½ | 118'-3 | 127'-0 | 127'-1¼ | 127'-5½ | 128'-3 | 137'-0 | 137'-1¼ | 137'-5½ | 138'-3 | 147'-0 | 147'-1¼ | 147'-5½ | 148'-3 |
| | C | 8 | 8 | 8 | 8 | 10 | 10 | 10 | 10 | 11 | 11 | 11 | 11 | 12 | 12 | 12 | 12 | 13 | 13 | 13 | 13 | 15 | 15 | 15 | 15 | 16 | 16 | 16 | 16 | 17 | 17 | 17 | 17 | 18 | 18 | 18 | 18 |
| | D (FT.-IN.) | 7'-10½ | 7'-10 11/16 | 7'-11 3/16 | 7'-11 7/8 | 7'-3 5/8 | 7'-3¾ | 7'-4 3/16 | 7'-4 11/16 | 7'-6 9/16 | 7'-6 11/16 | 7'-7 1/16 | 7'-7 9/16 | 7'-9 | 7'-9⅛ | 7'-9 7/16 | 7'-9 15/16 | 7'-11 1/16 | 7'-11 3/16 | 7'-11½ | 7'-11 15/16 | 7'-6 3/8 | 7'-6½ | 7'-6¾ | 7'-7⅛ | 7'-8¼ | 7'-8 5/16 | 7'-8 5/8 | 7'-8 15/16 | 7'-9⅞ | 7'-9 15/16 | 7'-10 3/16 | 7'-10½ | 7'-11 5/16 | 7'-11⅜ | 7'-11 5/8 | 7'-11 15/16 |

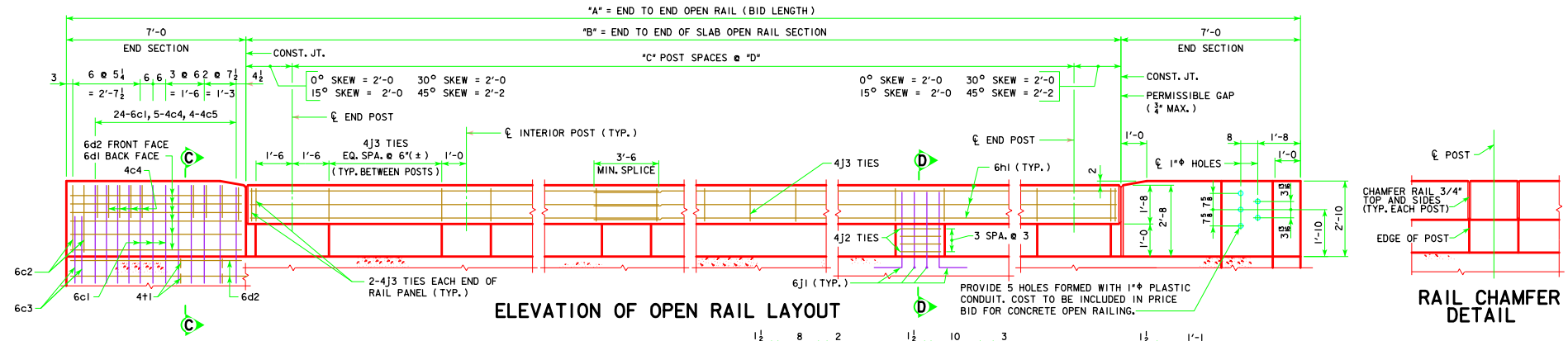


## ELEVATION OF OPEN RAIL LAYOUT




## RAIL CHAMFER DETAIL

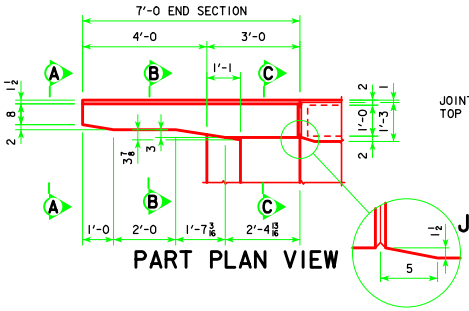


## PART PLAN VIEW

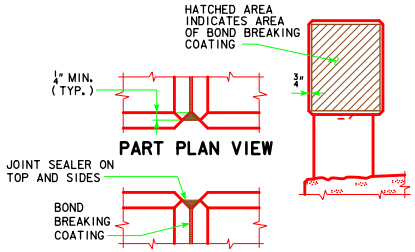


## JOINT DETAILS AT END SECTION

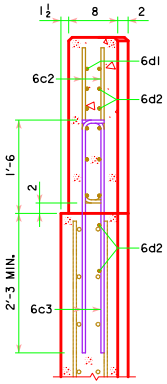


## VIEW A-A

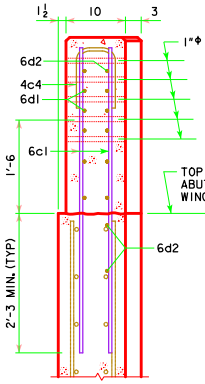


## SECTION B-B

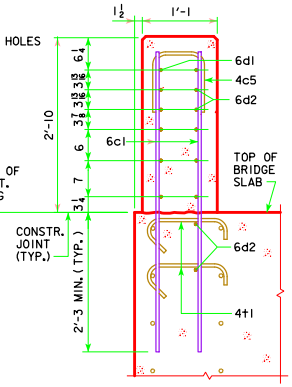


## SECTION C-C

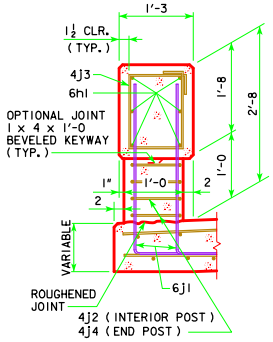


## PART SECTION D-D

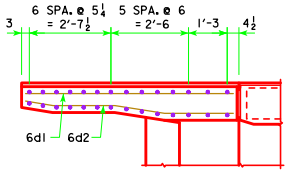


## PART PLAN SECTION

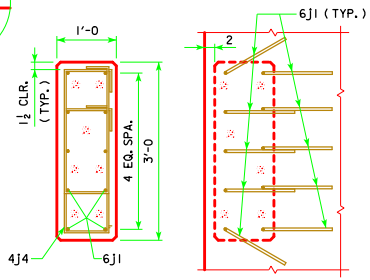


## END POST DETAILS (REQUIRED AT ENDS OF OPEN RAIL)

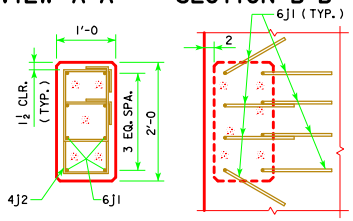


## INTERIOR POST DETAILS

LATEST REVISION DATE

APPROVED BY BRIDGE ENGINEER

IOWA DOT Highway Division

STANDARD DESIGN - 44' ROADWAY, 3 SPAN BRIDGES

# CONTINUOUS CONCRETE SLAB BRIDGES

JULY, 2014

**OPEN RAIL DETAILS (TL-4)**

**J44-48-14**