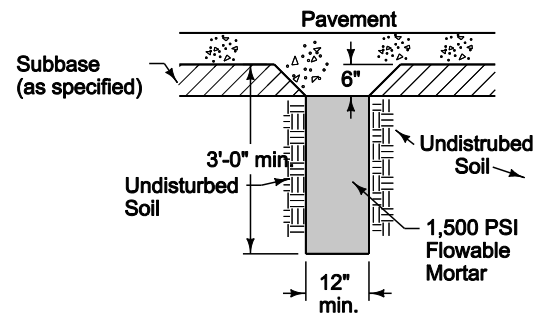
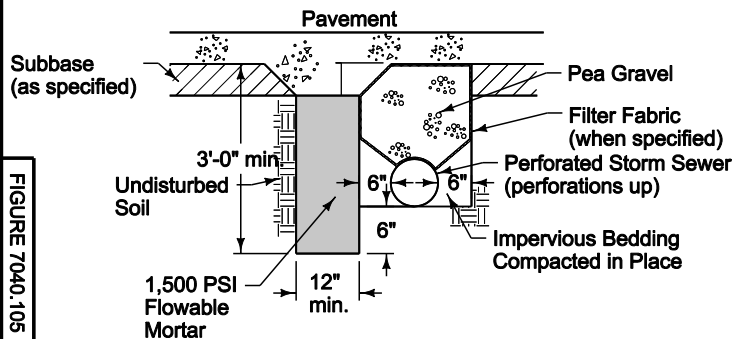


**PLAN VIEW**  
(Flowable mortar cutoffwall and cross run location.)

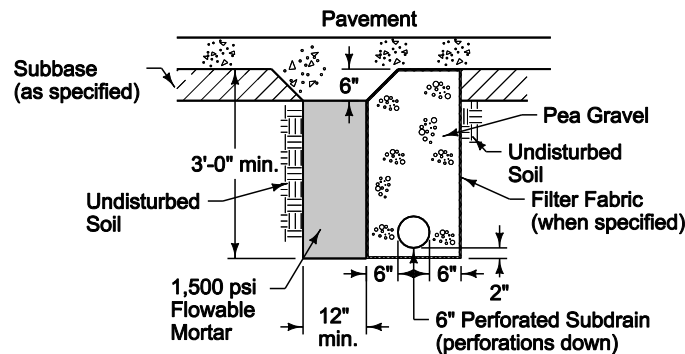


**FLOWABLE MORTAR CUTOFFWALL**  
(Without Sewer)

Length of cutoffwall to be back of curb to back of curb.



**SECTION A-A**  
(Flowable mortar cutoffwall and storm sewer.)



**FLOWABLE MORTAR CUTOFFWALL**  
(With Subdrain)

DISTANCE FROM C INTAKE TO C CROSSRUN	
Size	D
15" RCP	0.7'
15" CMP	0.8'
18" RCP	0.5'
18" CMP	0.7'

FIGURE 7040.105  
SHEET 1 OF 1

REVISION

New 10-19-10

**7040.105**

SHEET 1 of 1

SUDAS Standard Specifications

FLOWABLE MORTAR CUTOFFWALL