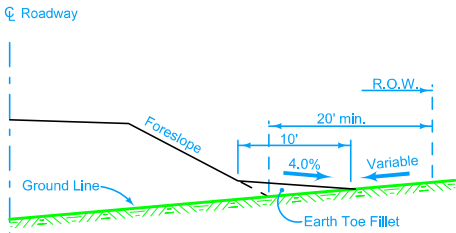
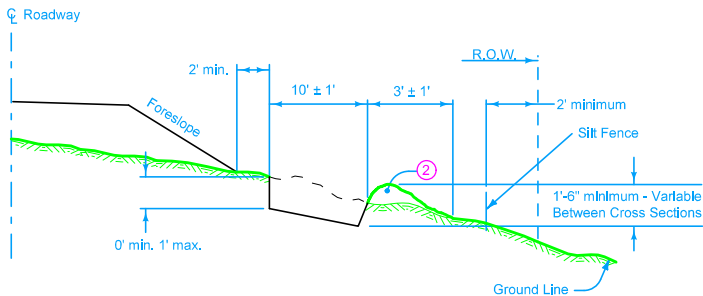


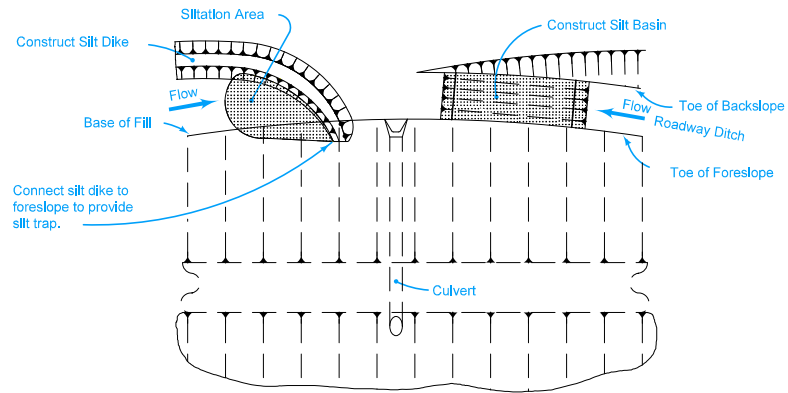
SILT DITCH



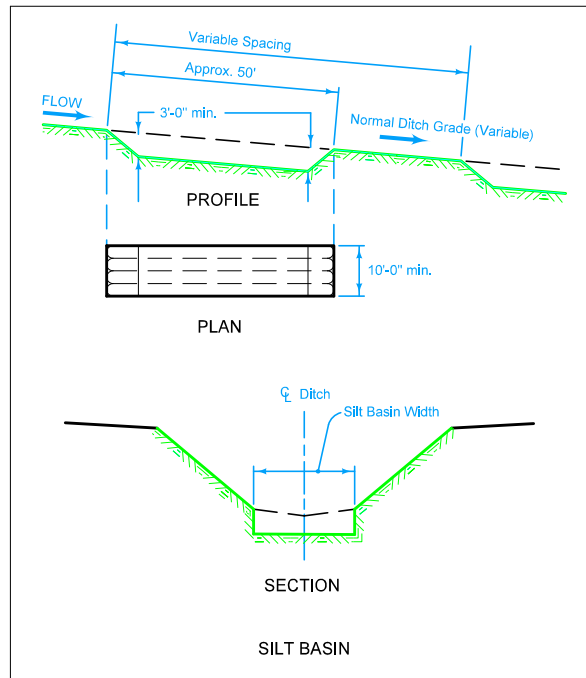
TOE FILLET ①



SILT DIKE



TYPICAL PLAN WITH PERMANENT CULVERT INSTALLATION



Obtain the Engineer's approval for installation locations.

- ① Construct an earth fillet at the toe of the roadway foreslope for areas where a roadway ditch, silt ditch, or silt dike is not provided. This Toe Fillet is incidental to "Roadway and Borrow Excavation".
- ② Windrow of excavated and compacted silt material or deposited and compacted earth.

Possible Contract Items:

- Silt Ditch
- Silt Dike
- Silt Basin

Possible Tabulations:

- 100-13
- 100-14
- 100-15

 Iowa Department of Transportation	REVISION
	New 10-15-13
<b>STANDARD ROAD PLAN</b>	<b>EW-403</b>
SHEET 1 of 1	

REVISIONS: New. Replaces RL-9.

*Brian Smith*  
APPROVED BY DESIGN METHODS ENGINEER

**TEMPORARY EROSION CONTROL MEASURES**