

① Secure blanket to ground according to manufacturer's recommended anchoring pattern and minimum shown in Table 1.

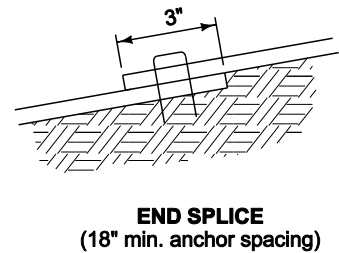
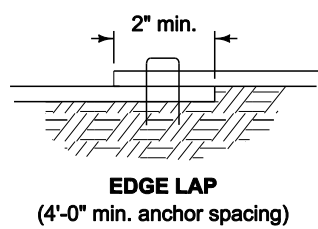
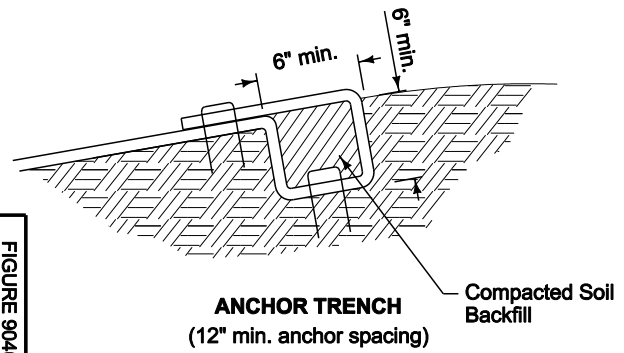



TABLE 1

Max. slope	Min. anchors
≤ 3:1	1.5/yd ²
2:1	2/yd ²
1:1	2.5/yd ²

FIGURE 9040.3 SHEET 1 OF 1

	REVISION 1 10-18-11
	9040.3
	SHEET 1 of 1
SUDAS Standard Specifications	
ROLLED EROSION CONTROL PRODUCT (RECP) INSTALLATION ON SLOPES	