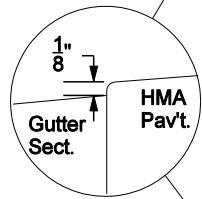
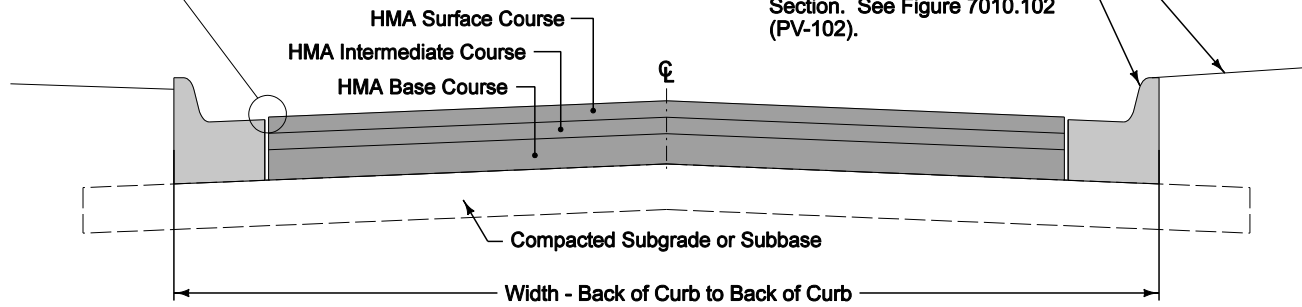


**HMA PAVEMENT SECTION
(With Existing Curb and Gutter)**




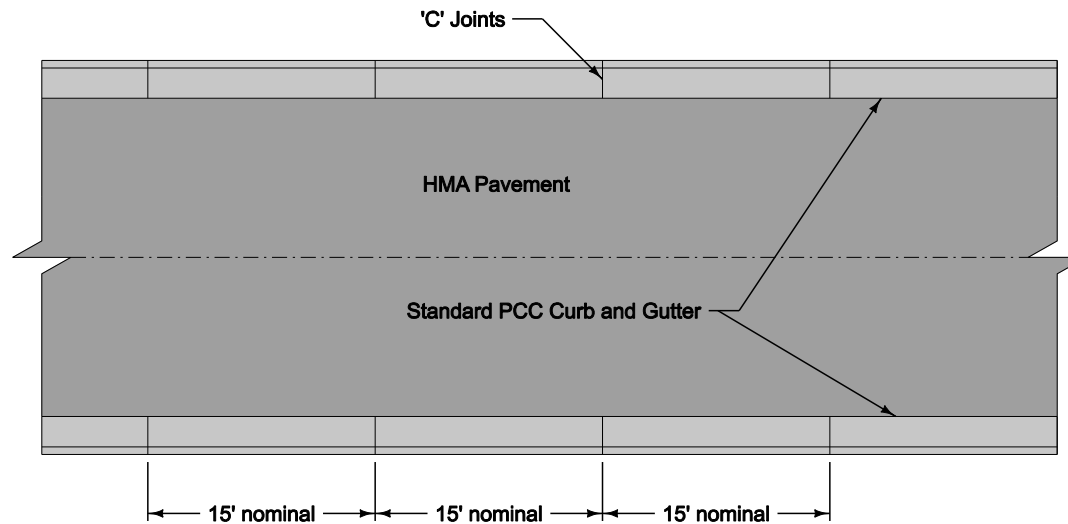
Grade parking as specified in the contract documents.

Standard PCC Curb and Gutter Section. See Figure 7010.102 (PV-102).



**HMA PAVEMENT SECTION
(With New Curb and Gutter)**

	REVISION New 10-19-10	
	SUDAS 7020.901 SHEET 1 of 2	
SUDAS Standard Specifications		
HMA PAVEMENT		



- ① 6 inch standard curb and gutter.
- ② Subbase or subgrade as specified.

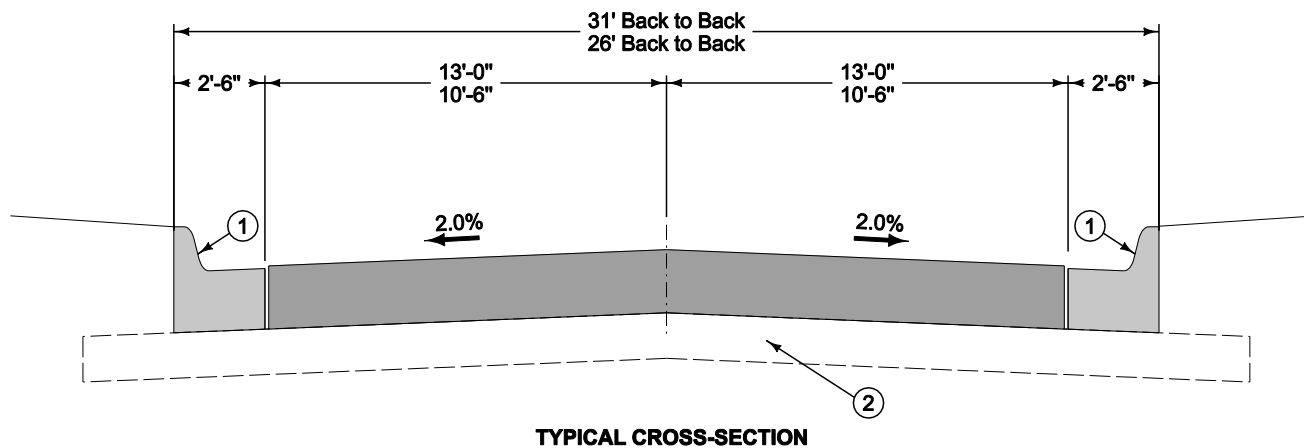



FIGURE 7020.901 SHEET 2 OF 2

 SUDAS	REVISION
	New 10-19-10
	7020.901
SHEET 2 of 2	
SUDAS Standard Specifications	
HMA PAVEMENT	