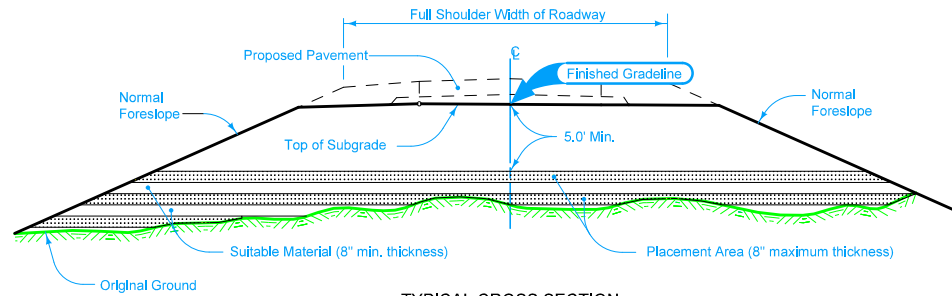
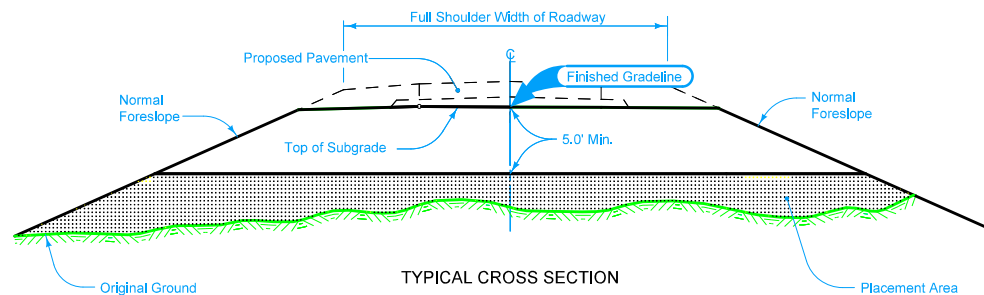


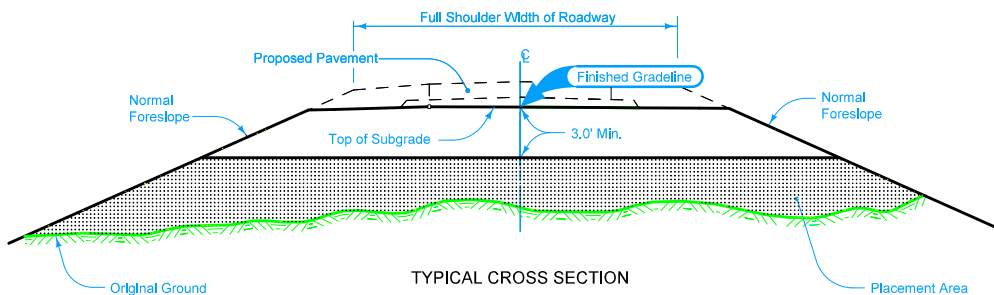
Place unsuitable soil as detailed for the particular type of soil described in Section 2102 of the Specifications. Project plan details or specific directions of the Engineer may require placement of topsoil or other unsuitable soil by methods other than those shown. Refer also to plan cross sections and soil survey sheets for additional information.




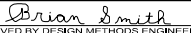
TYPICAL CROSS SECTION
TYPE "A" PLACEMENT



TYPICAL CROSS SECTION
TYPE "B" PLACEMENT



TYPICAL CROSS SECTION
TYPE "C" PLACEMENT

 Iowa Department of Transportation	REVISION
	New 10-15-13
STANDARD ROAD PLAN	EW-102
REVISIONS: New. Replaces RL-1B.	SHEET 1 of 1
 APPROVED BY DESIGN METHODS ENGINEER	
ALLOWABLE PLACEMENT OF UNSUITABLE SOIL IN EMBANKMENTS	