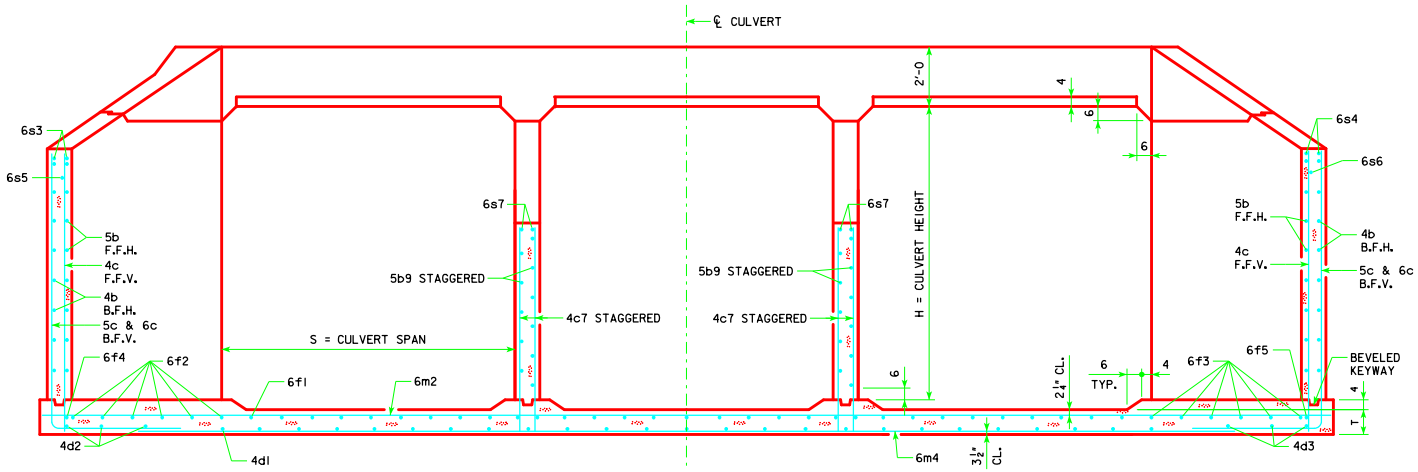

TYPICAL SECTION - NEAR CENTER OF APRON

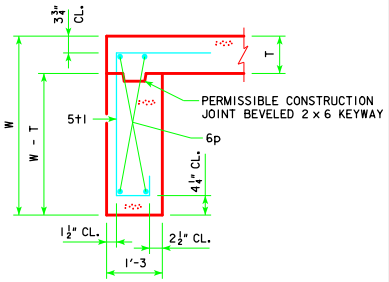

SECTION THRU CURTAIN WALL

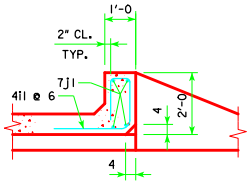

SECTION THRU PARAPET

CULVERT HEIGHT (H)	ANGLE	
	∡L	∡S
4'	35°24'	44°28'
5'	35°02'	43°51'
6'	34°49'	43°21'
7'	34°38'	43°03'
8'	34°31'	42°45'
9'	34°23'	42°35'
10'	34°19'	42°26'
11'	34°14'	42°17'
12'	34°10'	42°11'

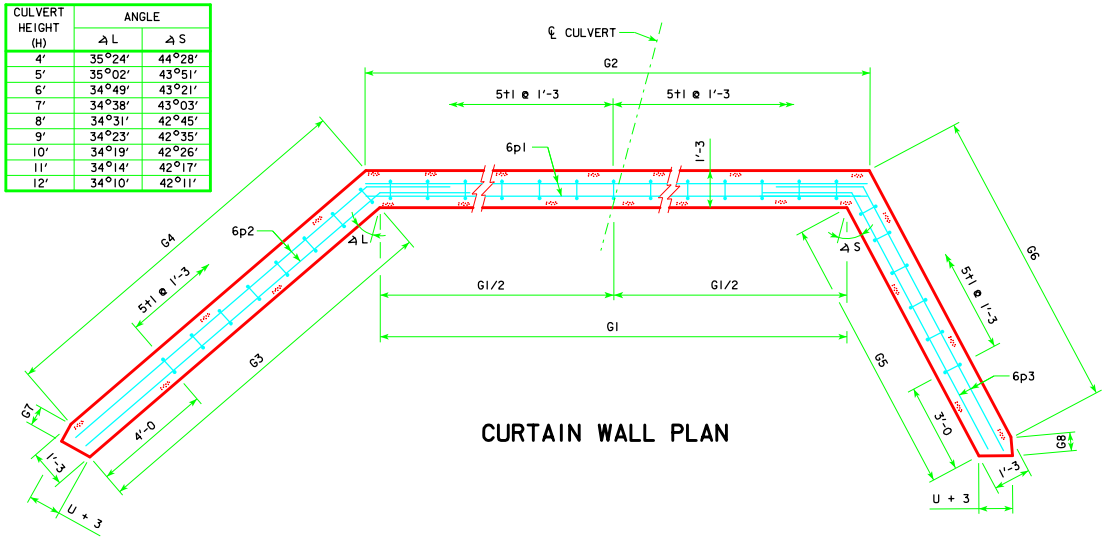

CURTAIN WALL PLAN

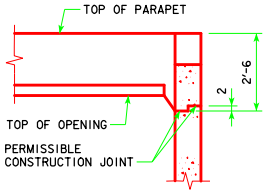

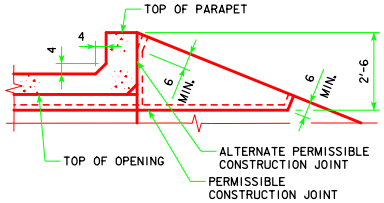

TOP OF WINGWALL DETAILS

NOTES:

1. SEE SHEET TRRCB G1-12 FOR GENERAL INFORMATION, SPECIFICATIONS, AND DESIGN STRESSES.
2. FOR DIMENSION TABLE SEE SHEET TRH 15-2-12.

LATEST REVISION DATE

APPROVED BY BRIDGE ENGINEER

Iowa Department of Transportation
Highway Division

STANDARD DESIGN

TRIPLE REINFORCED CONCRETE BOX CULVERTS

APRIL, 2012

FLARED WING HEADWALLS

15° SKEW

TRH 15-5-12

ENGLISH_REDSIGNEDTRIPLECULVERTS.DGN - TRH 15-5-12 - THIS SHEET ISSUED 04-12