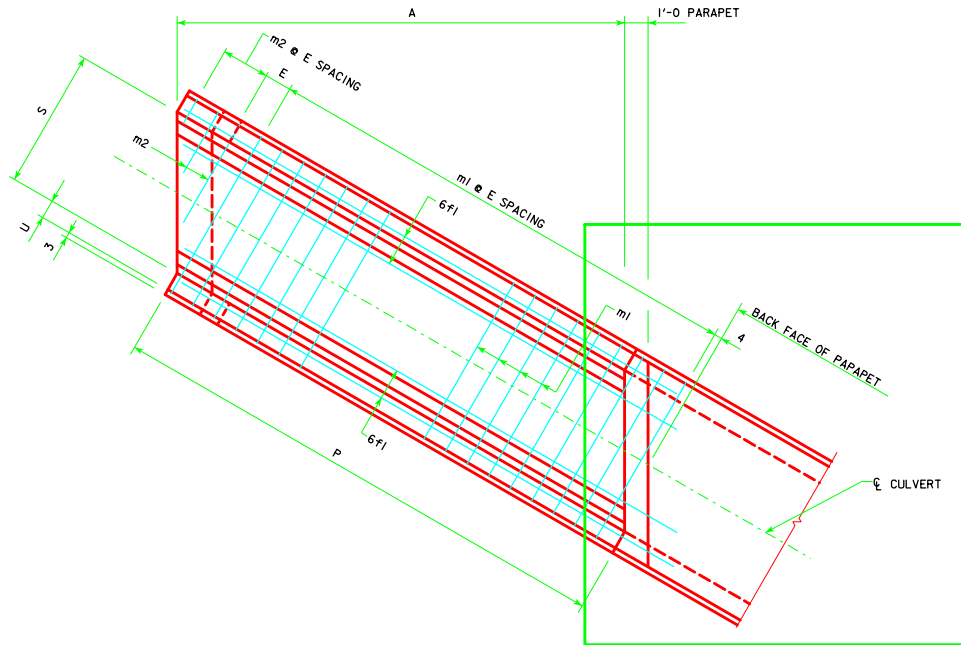
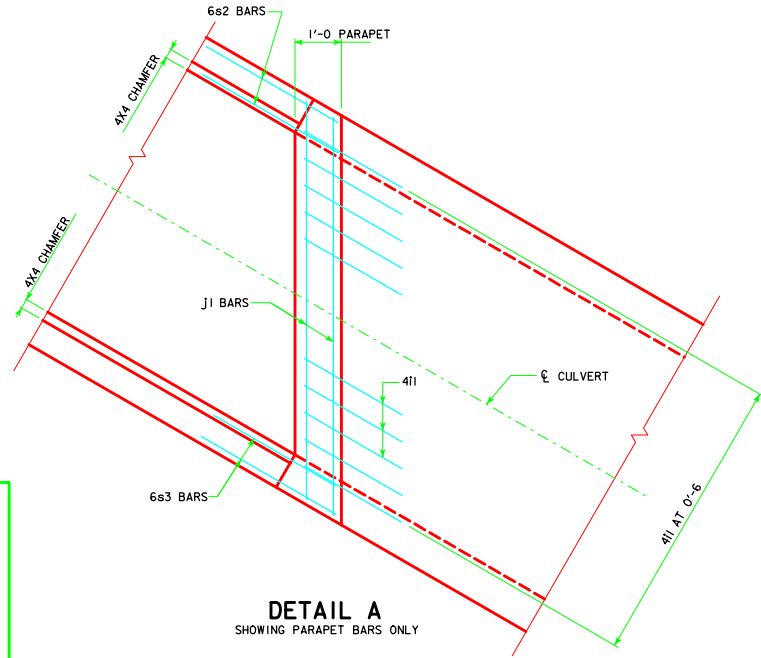


ENGLISH\FRDS\DESIGNS\INGLECULVERTS.DGN - PWH 30-4-12 - THIS SHEET ISSUED 04-12.




PLAN VIEW - TOP APRON REINFORCING



DETAIL A  
SHOWING PARAPET BARS ONLY

**NOTES :**

1. BAR SPACINGS AND POSITIONS SHOWN ARE SIMILAR FOR ALL SIZES OF HEADWALLS IN THIS STANDARD.
2. FOR HEADWALL DIMENSIONS AND BAR SPACING SEE DRAWING PWH 30-1-12.
3. TOP TRANSVERSE APRON BARS ARE REFERENCED APPROXIMATELY 4" FROM THE BACK OF THE PARAPET FOR ALL HEADWALLS.

LATEST REVISION DATE  <i>Thomas E. M. Donnell</i> APPROVED BY BRIDGE ENGINEER	 <b>Iowa Department of Transportation</b> Highway Division
	STANDARD DESIGN - SINGLE REINFORCED CONCRETE BOX CULVERTS <b>PARALLEL WING HEADWALLS</b> APRIL, 2012
	<b>PARAPET REINFORCING &amp; TOP APRON REINFORCING</b> <b>30° SKEW</b>

PWH 30-4-12