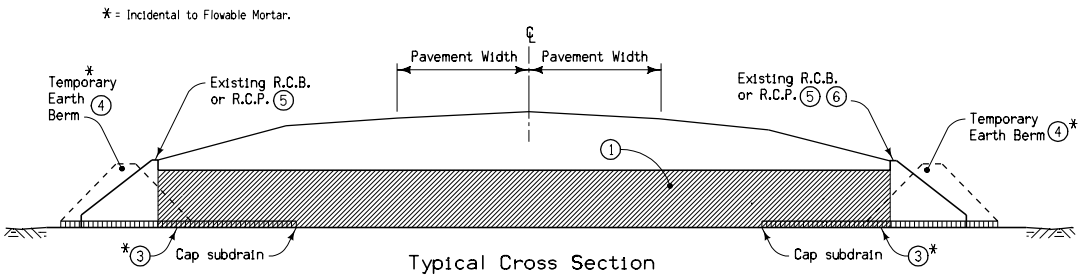
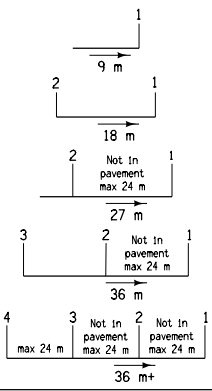
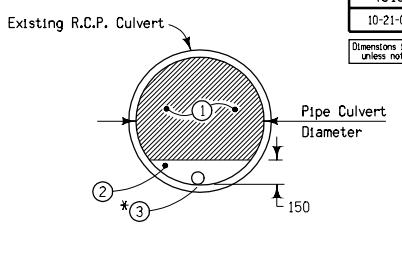
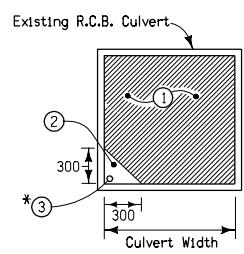


Required Injection Points



Typical Cross Section

- ① Flowable Mortar.
- ② Granular Backfill.
- *③ 100 mm subdrain at the flowline of the culvert to be extended into the culvert 1.8 m from the headwall.
- *④ Ends of culvert to be plugged sufficiently to retain flowable mortar.
- ⑤ Removal of headwalls may be required.
- ⑥ Outlet to be filled first. See injection point detail for additional information.



Longitudinal Section

DETAILS OF
CULVERT ABANDONMENT WITH FLOWABLE MORTAR
(For Structures Smaller than 1200 mm x 1800 mm)