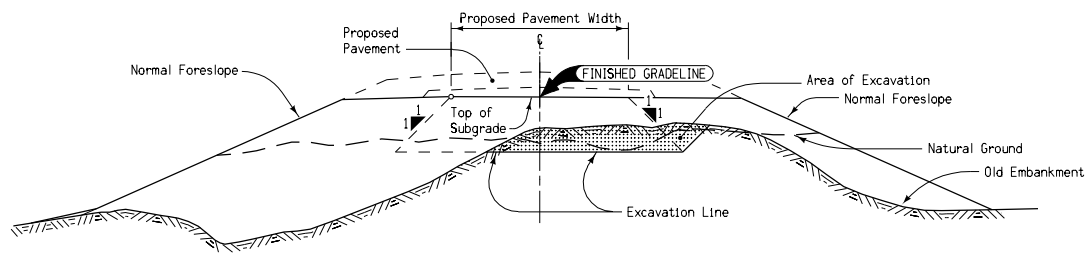
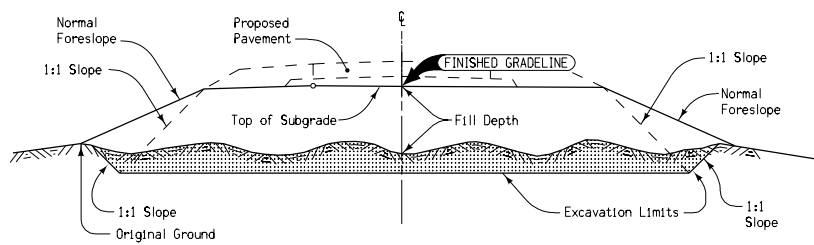


**TYPICAL CROSS SECTION REBUILDING EMBANKMENT
WHERE NATURAL GROUND IS GREATER THAN 1.5 METERS BELOW FINISHED GRADE LINE
(Plowing and Shaping)**



**TYPICAL CROSS SECTION REBUILDING EMBANKMENT
WHERE NATURAL GROUND IS LESS THAN 1.5 METERS BELOW FINISHED GRADE LINE
(Plowing and Shaping)**

Excavate a uniform layer down on 1:1 slope to natural ground line or to 1.5 meters below finished grade line, whichever is higher. This will ensure that new pavement will rest completely on uniformly stable bearing soil. Rebuild embankment only when new roadbed overlaps an existing roadbed. Do not use this type section on relocations or where new roadbed is placed on natural ground.



**TYPICAL CROSS SECTION
EXCAVATION OF PEAT, MUCK, OR OTHER MATERIAL
NOT TO BE USED FOR THE CONSTRUCTION OF EMBANKMENTS**

Refer to quantity listing and balances for details of distribution of "unsuitable" material.

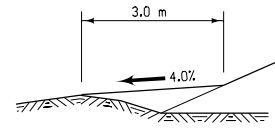
GENERAL NOTES:

This plan illustrates the normal construction procedure for the excavation and rebuilding embankment.

Materials and methods of construction shall be in accordance with current Standard and Supplemental Specifications.

Materials excavated in rebuilding embankments may be re-deposited in the same area or any adjacent embankment approved by the Engineer. No payment for the overhaul will be allowed on material excavated in "Rebuilding Embankments."

Refer to detail cross sections for depth and limits of excavation of unsuitable materials, quantity listings and balance for distribution of unsuitable material. Material used for replacement shall be placed in conformance with other requirements shown on Standard Road Plan RL-1B and the section, "Roadway and Borrow Excavation," of the Specifications.



**TYPICAL TOE FILL
CONSTRUCTION**

Care should be exercised in setting toe fills so that proper drainage in side ditches is maintained.

All dimensions given in millimeters unless noted.

METRIC VERSION	M Iowa Department of Transportation Project Development Division	
	STANDARD ROAD PLAN RL-1A	
	REVISION: Change Profile Grade arrow to read Finished GradeLine.	REVISION NO. 8
	APPROVED BY: <i>[Signature]</i> DESIGN METHODS ENGINEER 06-07-00	REVISION DATE 10-03-00
DETAILS OF EXCAVATION AND REBUILDING EMBANKMENTS		