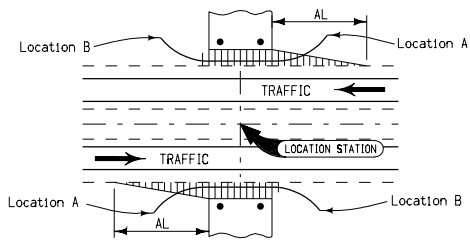
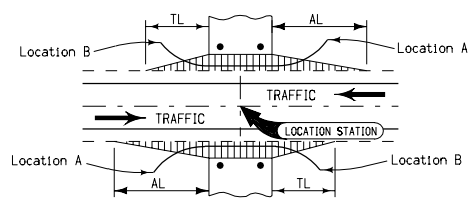


SITUATION PLAN

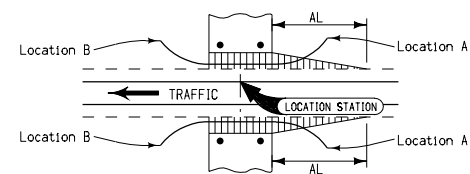


TYPE 6

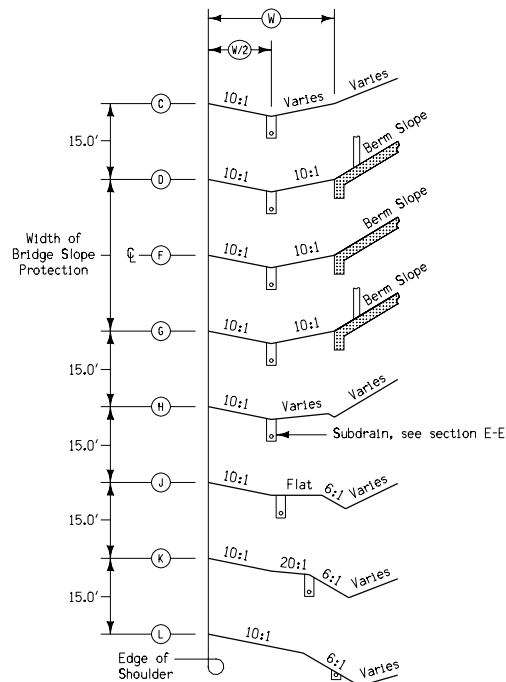
(Interstate, Freeway and Expressway)



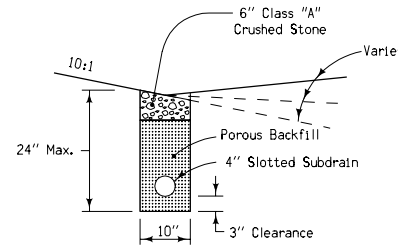
TYPE 7
(Two-Way)



TYPE 8
(Ramp)



TYPICAL SECTIONS



SECTION E-E

GENERAL NOTES:

These details illustrate the grading and subdrain requirements for side piers at locations indicated on the "Tabulation of Grading and Subdrain(s) at Side Piers." All grading shall be as specified for "Embankments" in the current Standard and Supplemental Specifications.

Materials and methods of construction shall be in accordance with current Standard and Supplemental Specifications.

Earthwork for construction of the grading at side piers has been included in the tabulation of earthwork quantities. Drainage structure requirements in conjunction with the grading at side piers has also been tabulated elsewhere in the plans.

When Longitudinal Subdrains are proposed or present at this site, the 6" subdrain at the base of Bridge Berm is not required.

Subdrain installation shall be in conformance with "Placing Longitudinal Subdrains" of the current Standard and Supplemental Specifications.

When a subdrain installation does not have a subdrain outlet on the end, that end shall be capped with methods approved by the Engineer. Outlet Location A and B are indicated on Tabulation of subdrain and grading at side piers.

Price bid for contract items shall be considered full compensation for furnishing all necessary materials and installing subdrain as indicated hereon.

Contract items are:
 Longitudinal Subdrain (Shoulder), 4-inch
 Subdrain Outlet (RF-19E)

- ① AL or TL is the length measured from the edge of the bridge slope protection to a point on the shoulder edge.
- ② See typical section on Standard Road Plan RF-19E.
- ③ W = Clear Zone at F

STANDARD ROAD PLAN RL-13	
REVISION: Change contract item.	REVISION NO. 7
APPROVED BY DESIGN METHODS ENGINEER	
REVISION DATE 04-15-03	

DETAILS FOR SPECIAL GRADING
AT SIDE PIERS